

2 Installation Tool

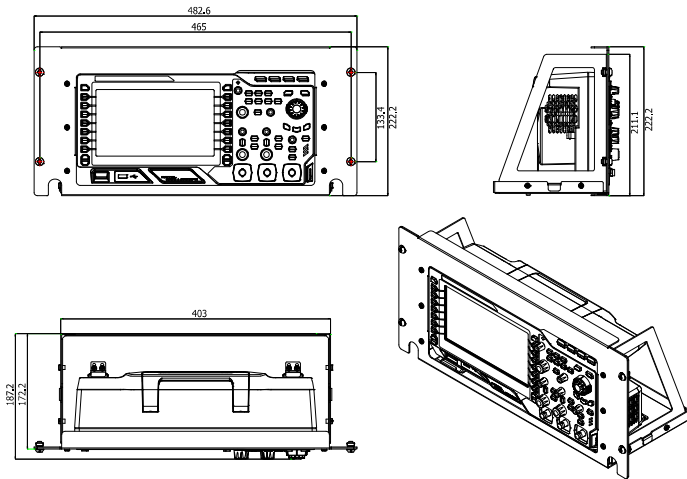
PH2 Phillips Screwdriver (recommended).

3 Installation Space

The following requirements must be fulfilled by the machine cabinet in which the instrument is mounted.

- The machine cabinet must be a standard 19-inch one.
- At least 5U (222.2 mm) height should be provided by the machine cabinet.
- The depth inside the machine cabinet should not be less than 400 mm.

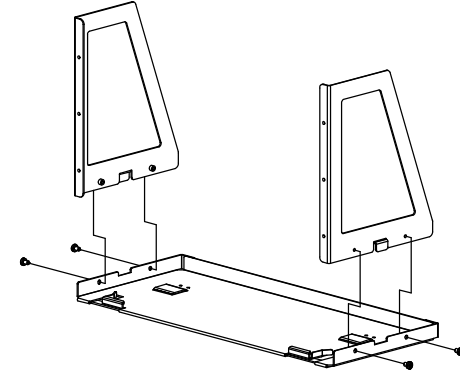
The dimensions of the instrument after being installed are shown below (the unit is mm).



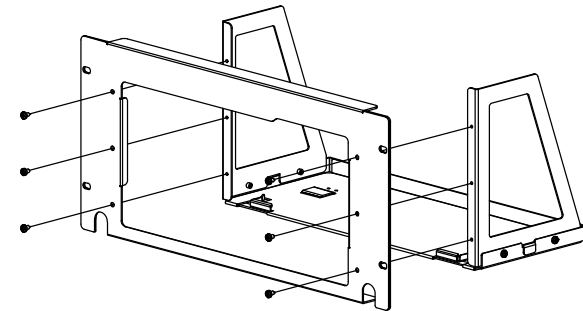
4 Installation Procedures

Only authorized operators can execute the installation operation. Improper installation might result in damage of the instrument or incorrect installation of the instrument on the rack.

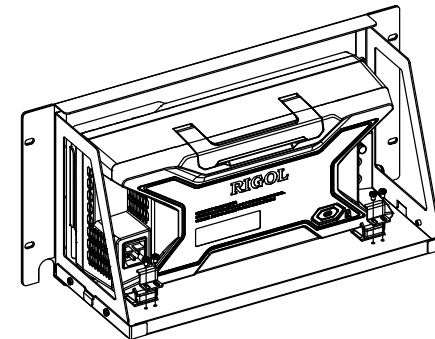
- (1). Install the side plates: fix the side plates (left and right) onto the bottom plate of the rack using four M4 screws.



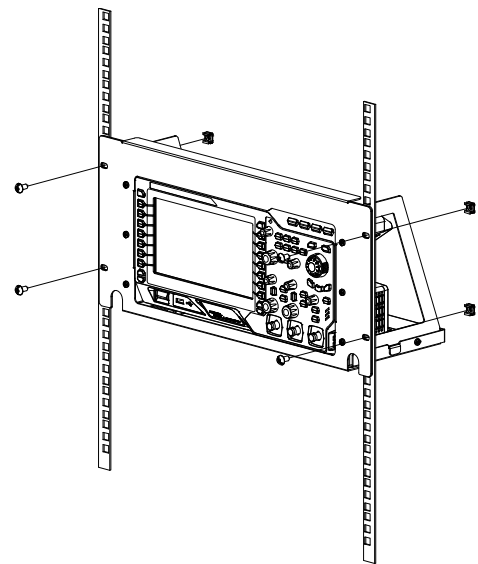
- (2). Install the front plate: fix the front plate onto the side plates (left and right) of the rack using six M4 screws.



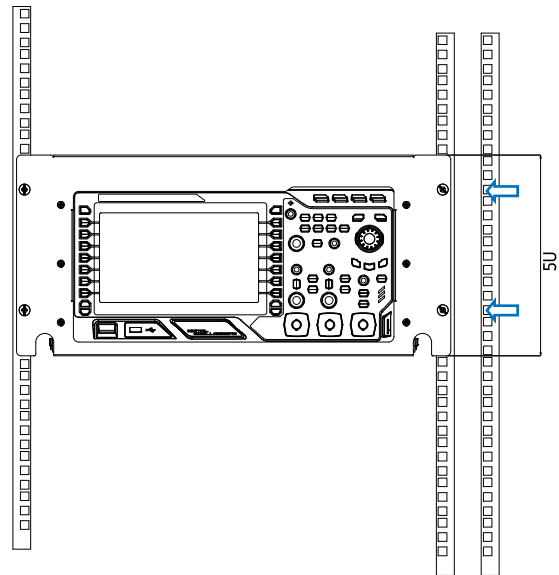
- (3). Place the instrument: place the instrument by aligning it with the edges of the side plates (left and right) and front plate of the rack and fix the instrument onto the bottom plate through presser feet using four M4 screws.



(4). Load into the machine cabinet: mount the rack with the instrument fixed to it into a standard 19-inch machine cabinet with four M6 screws and four M6 square nuts.



(5). Post-installation notice: the rack occupies a height of 5U. The holes pointed out by the arrows are installation holes. Note that they should be aligned with during installation.



DS2000A Rackmount Kit



This oscilloscope can be mounted in a standard 19-inch rack cabinet that conforms to the Electric Industrial Association (EIA) standard. If needed, please buy and install the corresponding option.

1 Kit Parts List

No.	Name	Qty	Description
1	Front Plate	1	--
2	Side Plate (right)	1	--
3	Presser feet	2	--
4	Side Plate (left)	1	--
5	Bottom Plate	1	--
6	M6 Screws	4	M6*16 Phil-Slot Pan Head Screw Nail
7	M4 Screws	14	M4*8 Phil-Slot Pan Head Screw Nail
8	M6 Nuts	4	M6*5 Square Machine Female Screw Contain Lock Blade

