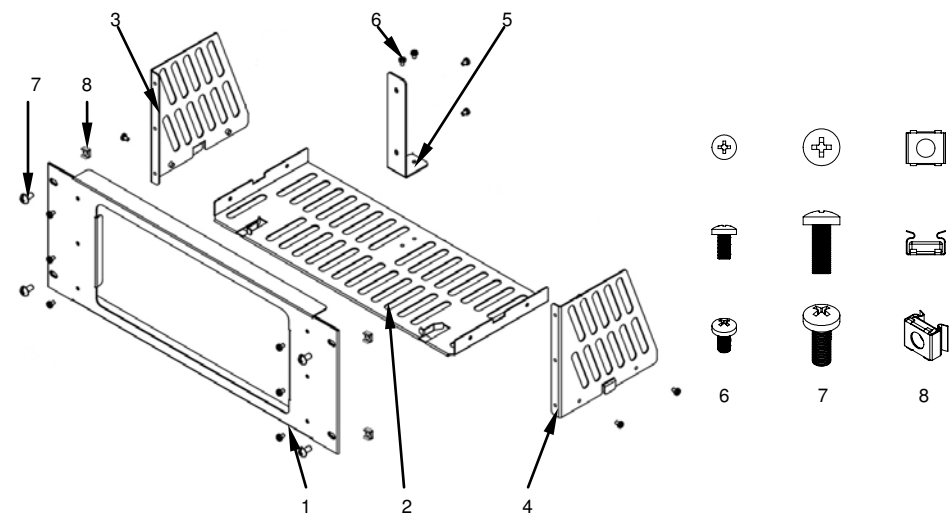


# RIGOL RM-DS-1B Rack Mount Kit

This rack mount kit is designed to mount **RIGOL** DS1000B series digital oscilloscope into a 19-inch cabinet that conforms to the Electronic Industries Association (EIA) standard.

## Kit Part Checklist

No.	Name	Qty.	Description
1	Front Plate	1	--
2	Bottom Plate	1	--
3	Left Plate	1	--
4	Right Plate	1	--
5	Rear Bracket	1	--
6	M4 Screw	14	M4x8 Phillips Pan Head Screw
7	M6 Screw	4	M6x16 Phillips Pan Head Screw
8	M6 Nut	4	M6 Square Lock Cage Nut



## Installation Tool

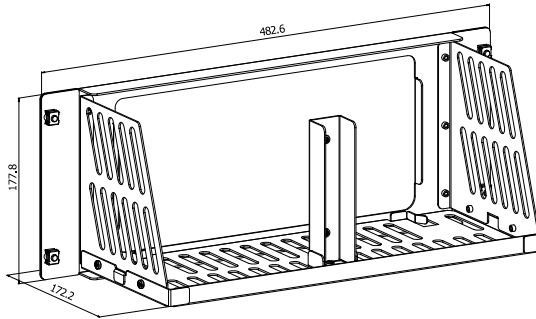
The PH2 Phillips screwdriver is recommended.

## Space Requirements

To mount the instrument into the cabinet correctly, please ensure that the following requirements are met.

- The cabinet must be a standard 19-inch one.
- The available height of the cabinet should be at least 4U (177.8mm).
- The depth of the cabinet should be at least 200mm.

The dimensions of the rack are as shown below.



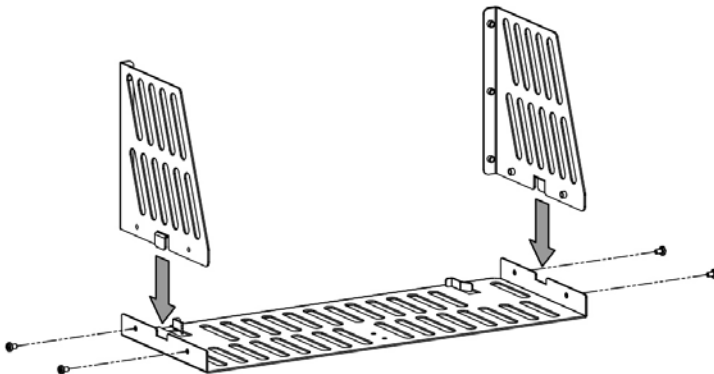
Unit: mm

## Installation Procedures

**Note:** Only authorized operators are allowed to perform the installation. Improper installation might cause damage to the instrument or an installation failure.

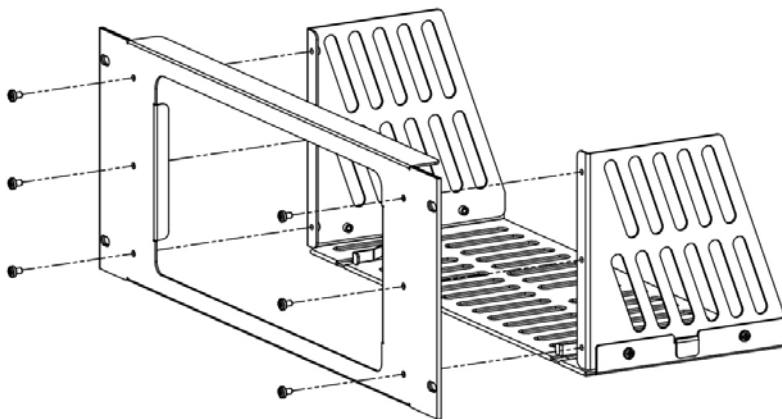
### 1. Mount the left and right plates

Align the detents of the left and right plates with the openings on both sides of the bottom plate respectively and insert them into the bottom plate, then fasten them using four M4 screws.



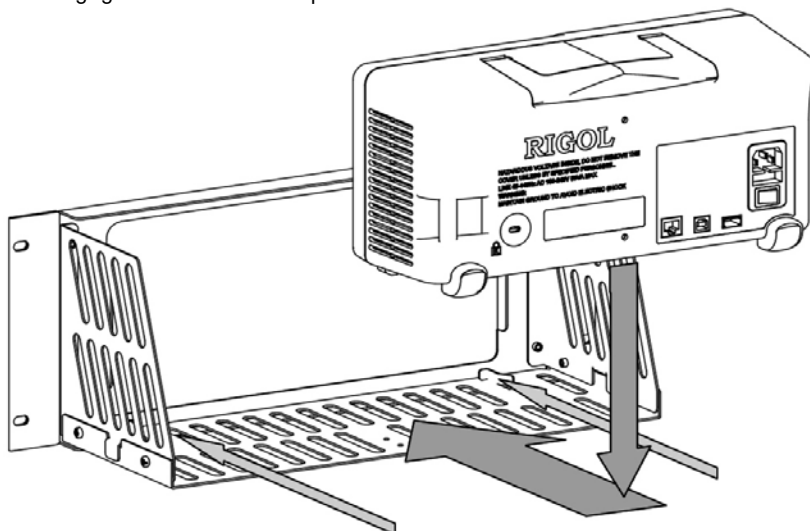
## 2. Mount the front plate

Attach the front plate to the assembled rack, and fasten the front plate with six M4 screws.



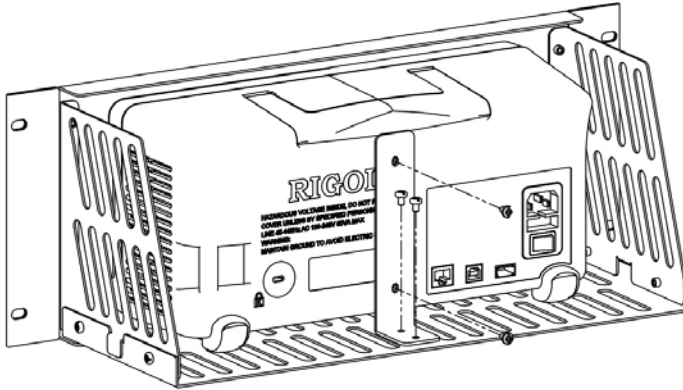
## 3. Place the instrument

Place the instrument onto the bottom plate and ensure that the tabs on the bottom plate engage the front rubber pads of the instrument.



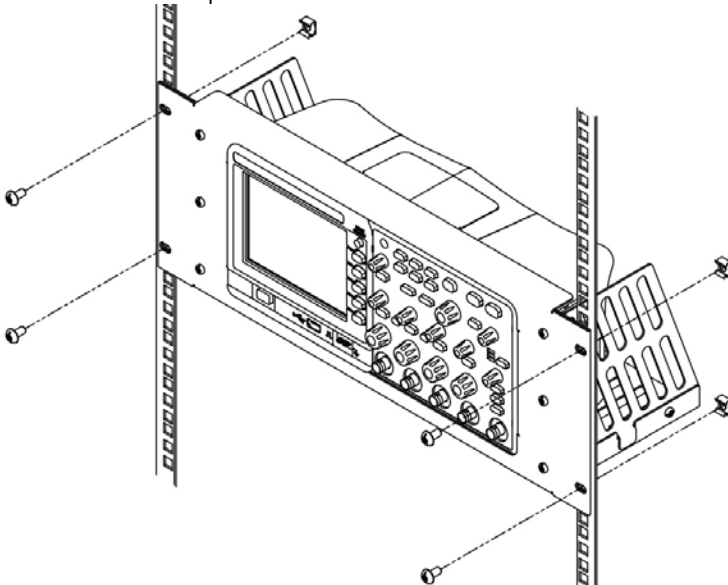
#### 4. Fasten the instrument

Push the rear bracket fully forward until it stops against the rear panel of the instrument, then fasten the rear bracket to the instrument and the bottom plate with four M4 screws.



#### 5. Get encased in the cabinet

Mount the assembled instrument and rack into a standard 19-inch cabinet using four M6 screws and four M6 square nuts.



-End-