

- ◆ **Highest Cooling Level of any General-purpose VXI Mainframe**
- ◆ **Fault-Tolerant Cooling System**
- ◆ **Two Choices of Monitoring Options**
- ◆ **Independently Pluggable Power Supply and Fan Assemblies**
- ◆ **Monitoring Option is Independently Powered and Needs No VXI Slots**
- ◆ **925 W of Total Usable Power @ 55° C**

## High-Performance VXI Chassis

### Introduction

Modern test environments cannot tolerate downtime. The mainframe must keep running continuously. The 1261B takes advantage of our years of experience as a leading VXI mainframe manufacturer to deliver maximum performance and reliability at a price that is competitive with low-end units

### Power

The 1261B power supply features an advanced design that delivers abundant power with a minimum of ripple and noise. The power supply plugs directly into the backplane for the best possible power delivery. High dynamic current ensures crisp waveforms and accurate measurements.

### Cooling

Our fourth generation, 13-slot mainframe incorporates many unique technological advances to deliver the most cooling and highest VXI-8 curves of any general-purpose VXI mainframe. This ensures the lowest temperature rise in your VXI modules for the most reliable system operation possible. The mainframe features a pressurized plenum system for even airflow distribution from front to back and side to side. Unique, molded cardguides direct airflow through installed modules rather than between them. Snap-on covers divert airflow away from unused slots.

The 1261B features a fault-tolerant cooling system using a rear-pluggable assembly with three fans. If a fan failure should occur, the two remaining fans still deliver a high level of cooling, preserving your VXI module investment.

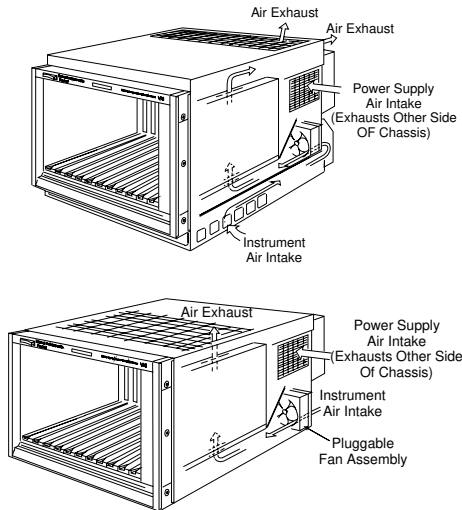
Basic 1261B units include a HI/LO cooling switch to minimize audible noise during system development and maximize the reliability of fielded systems.

Units equipped with a system monitor feature a variable speed cooling system that adjusts fan speed based upon the worst slot temperature rise. This ensures ample cooling while minimizing audible noise. A rear switch permits maximum cooling to be selected, if desired, to achieve maximum reliability of fielded systems

### 7U and 9U Versions

The 1261B mainframes are available in two sizes, 7U and 9U. The 9U mainframes are ideal for rackmount applications. They draw in air from the sides of the mainframe and exhaust out the rear to minimize rack "chimney effects". They also include a 2.25" deep cable tray. The 7U mainframes are ideal for benchtop and space-limited applications. They draw in air from the rear of the mainframe and exhaust out the top.

# RACAL INSTRUMENTS 1261B PRODUCT INFORMATION



## Base Unit

All 1261B chassis include full power protection features such as overvoltage and undercurrent protection. All 1261B chassis include a quick-check diagnostic connector to verify performance of power supply voltages, currents and specific VXI signals.

## Optional Standard Monitor System (SMS)

The SMS automatically checks that all mainframe parameters including VXIbus voltages, currents, airflow, and

temperature rise are within factory limits at all times. Bi-color LED annunciators on the front of the mainframe show system status and will indicate a problem if parameters are out of limits. This contrasts with low-end mainframe monitors that merely check for voltage presence. The SMS is powered by its own independent power rail and does not consume any VXI slots.

## Optional Enhanced Monitor System (EMS)

The EMS monitor includes the same great monitoring features of the SMS and adds interactivity over the VXIbus and RS-232 port. Users can set their own custom limits, maintenance intervals, and more. The EMS can even generate an interrupt upon detection of any out-of-limit condition.

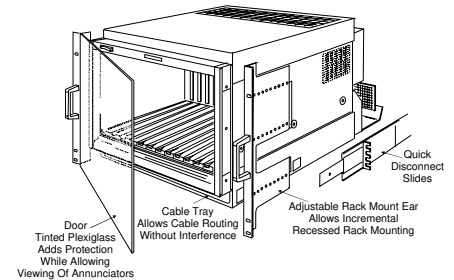
The EMS also adds an advanced triggering circuit that enables synchronization to the VXI trigger with an external connector. A programmable delay circuit facilitates handshaking with external instrumentation.

The EMS is powered by its own independent power supply rail and

does not consume any VXI slots. *Plug&play* drivers are provided along with a Soft Front Panel to enable operator interaction.

## Versatile Accessory Options

A wide range of standard mounting options and accessories are available, including rackmount slides and ears, plexiglass and metal doors, and extended cable trays. Ear kits permit the chassis to be recessed up to 5<sup>3</sup>/<sub>8</sub> in. into the rack to accommodate cable loops.



## Quality

All 1261B mainframes are designed and built with ISO-9001 certified quality. We stand behind the mainframe with a full three-year warranty.

## 1261B SPECIFICATIONS

### ELECTRICAL PERFORMANCE

#### Available Current

Peak Current	Dynamic Current
IMP (Amps)	IMD
Voltage	
+5 V 80 A	15 A
+12 V 17 A	3 A
-12 V 17 A	3 A
+24 V 12 A	6.5 A
-24 V 12 A	6.5 A
-5.2 V 60 A	9 A
-2 V 30 A	4.5 A

#### Power

Usable power available to slots 0 to 12 at 230 VAC:

- 925 W (0 to 55° C)
- 975 W (0 to 50° C)
- 1025 W (0 to 45° C)

#### Power Input

- Input Voltage: 90-250 VAC
- Input Frequency:
  - 45 Hz to 66 Hz @ 230 VAC
  - 45 Hz to 440 Hz @ 120 VAC
- Inrush Current: 70 A maximum
- 15 A @ 90 VAC
- 8 A @ 207 VAC

#### Power Switch

Front Panel Power On/Standby Remote Switch Enable

#### Power Supply Protection

All voltage rails are protected from over-voltage, under-voltage, over-current, under-current, over-temperature, short to ground and short between the rails.

#### Fan Speed Modes

Basic Unit

HI/LO switch sets preference for maximum audible noise.

SMS/EMS Units

Switch sets preference for maximum cooling or variable speed cooling.

Variable mode automatically minimizes audible noise while making sure that the temperature rise of each slot is within limits. HI/LO jumper clip can be used to set preference for higher cooling or lower noise.

#### Diagnostic Connector

- All 7 VXI rail voltages
- All 7 VXI rail currents
- ACFAIL\*
- R INHIBIT\*
- SYSRESET\*
- +5 VDC Standby Input

### BACKPLANE SPECIFICATION

Solid-state with auto-configuring (jumperless) BUS GRANT\* and IACK\* signals.

Full differential distribution of VXIbus CLK10.

ACFAIL\* and SYSRESET\* in full compliance with VMEbus and VXIbus 2.0 specification

### STANDARD MONITORING (SMS)

#### Status Readout-- Front Panel

LED bi-color (red-green) annunciators for Voltage, Current, Temperature, and Airflow

#### Voltage and Current Monitoring

On each VXI supply  
Analog Current Monitor Output: 5 V Full Scale

#### Peak Slot Temperature Rise

Analog Output: 0.1 V/°C

# RACAL INSTRUMENTS 1261B PRODUCT SPECIFICATIONS

## Over Temperature Indication

20°C Temp. Rise per slot  
70°C Ambient Temp.

## Fan Speed Tachometer Outputs

Pulse Train, 2 TTL pulses/revolution  
(each fan)

## Auxiliary DC Outputs (fused, self healing)

+5 V @ 1 A  
+12 V @ 1 A  
+24 V @ 1 A  
+5 V Standby Input  
Rear panel inputs (2 A max)

## Max/Variable Fan Speed Control

Switch on Rear of SMS

## ENHANCED MONITORING SYSTEM (EMS)

### Software Drivers

Native Language: SCPI  
Drivers: LabVIEW, LabWindows CVI,  
VXIplug&play

### System Status Readout

VXI Voltages (7)  
VXI Currents (7)  
Fan Speed (3)  
Temp Sensors (Ambient & per slot)  
Available at front panel display, VXI  
message-based interface, or RS-232  
interface

## Over Temperature Indication

User selectable with defaults of :  
Absolute Slot Temp. at 55°C  
Rise Temp. of each slot at 30°C  
Ambient Temp. at 55°C

## VXIbus Event Monitoring

BERR\*  
Interrupt Ack Cycle  
Power on time: Cumulative and since last  
power cycle

## TTL Trigger Capability

Route backplane TTLTRIG lines to/from  
rear panel input/output  
TTL Trigger Routing Delay  
50 ns max

## Programmable TTL Trigger Delay

0 ns to 1 sec., synchronization error 31.25  
ns max

## Trigger Delay Resolution

31.25 ns

## Service Requirement Monitoring

Filter Cleaning, Fan Speed

## VXIbus Signal Status Monitoring

(Alarms or notification capability for all  
monitor functions.)  
AS\*, SYSFAIL\*, ACFAIL\*

## Front Panel User Message

80 Characters, Scrolled, Programmable

## Auxiliary DC Outputs

(fused, self healing)

+5 V @ 1 A  
+12 V @ 1 A  
+24 V @ 1 A  
+5 V Standby Input  
Rear panel inputs (2 A max)

## Max/Variable Fan Speed Control

Switch on Rear of EMS

## MECHANICAL

### 7U Mainframe

height: 12.22" (31.0 cm)  
width: 17.38" (44.1 cm)  
depth: 23.68" (60.1 cm)  
weight: 45 lbs.

### 9U Mainframe

height: 15.72" (39.9 cm)  
width: 17.38" (44.1 cm) or 19" with flanges  
depth: 23.68" (60.1 cm)  
weight: 52 lbs.

## ENVIRONMENTAL DATA

### Audible Noise

Basic Unit

LO: 56 dBA  
HI: 62 dBA

SMS/EMS Units

Specified using MAX cooling setting.  
Variable will reduce operational noise.  
LO: 52 dBA Maximum  
HI: 62 dBA Maximum

### Temperature

MIL-T-28800, Type III, Class 5, Style F  
Operating: 0°C to +55°C  
Storage: -40°C to +71°C

### Relative Humidity

Operating range: Up to 95% at up to 30°  
rise and up to 45% at up to 55°C  
Non Operating: Up to 95% at up to 55°C

## Altitude

Operating: 15,000 ft. (4570 m)  
Non-operating: 40,000 ft. (12,190 m)

## Random Vibration (3 axis, 10 min. ea.)

Operating: 0.27 G<sub>RMS</sub> total, 5 Hz to 500 Hz  
Non-operating: 2.28 G<sub>RMS</sub> total, 5 Hz to  
500 Hz

## Shock (Half sine, 30 g, 11 ms duration)

Meets functional shock requirements of  
MIL-T-28800E, Type III, Class 5  
(Operating and Non-Operating)

## User Bench Handling (Operating)

Each edge lifted four inches and allowed  
to free fall onto a solid wooden bench  
surface.

## EMC COMPLIANCE

FCC 47 CFR, Part 15  
EN50081-1, EN50082-1  
Radiated and Conducted Emissions per  
EN55011 and EN55022 Class B

## STANDARDS COMPLIANCE

100% compliant to the VXIbus  
specification Rev. 2.0  
Software Protocols supported by VXI and  
RS-232 interfaces  
Command set compatible with IEEE-  
488.2 Instrument Protocol(14) and SCPI  
1995.0

## SAFETY COMPLIANCE

UL 3111-1, IEC1010-1, CSA 22.2 No.  
1010.1  
CE Marked  
Power Supply tested per TUV

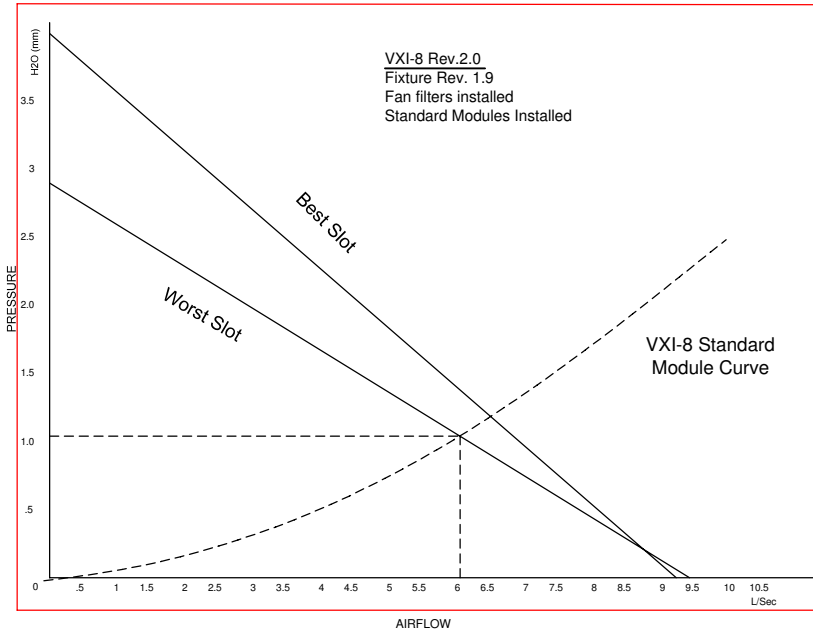
## MTTR

The following components can be replaced in  
less than 5 minutes from the rear of the rack:

Power Supply Assembly  
Fan Assembly  
Airflow Filters  
SMS or EMS Monitor

# RACAL INSTRUMENTS 1261B PRODUCT INFORMATION

## VXI-8 Cooling Charts



### FUSING OPTIONS

Option 71, 230 V fusing ensures adequate protection when operating at line voltages above 125 VAC.

### RACK MOUNT OPTIONS FOR 7U CHASSIS

Option 04, rack mount flange kit (rack ears) for the 7U mainframe, permits the chassis to be recessed at multiple intervals up to  $5\frac{3}{8}$  in. It requires a shelf or "L" brackets in the rack to support the chassis weight in rack-mounted applications.

Option 06 includes quick disconnect slides.

Option 02 includes Option 04 rack ears and Option 06, quick disconnect slides, and a hinged tinted acrylic door.

Option 01 includes Option 04 rack ears, Option 06 quick disconnect slides.

Option 03 includes Option 04 rack ears, plus a hinged tinted acrylic door. This option requires a shelf or "L" brackets in the rack to support the chassis weight.

Option 54-1 includes ears for use in racks with a depth of less than 24 in. The chassis can be extended out of the front of the rack at standard intervals.

### RACK MOUNT OPTIONS FOR 9U CHASSIS

Option 14, rack mount flange kits (rack ears) for the 9 U mainframe, permits the chassis to be recessed at multiple intervals up to  $5\frac{3}{8}$ ". It requires a shelf or "L" brackets in the rack to support the chassis weight in rack mounted applications. VPP-8 compliant ears include mounting holes for easy integration of VXI *plug&play* compliant test receivers.

Option 16 includes quick disconnect slides.

Option 12 includes Option 14 rack ears plus Option 16, quick disconnect slides, and a hinged tinted acrylic door.

Option 11 includes Option 14 rack ears, Option 16 quick disconnect slides.

Option 13 includes Option 14 rack ears, plus a hinged tinted acrylic door. This option requires shelf or "L" brackets in the rack to support chassis weight.

Option 54-2 includes ears for use in racks with a depth of less than 24 in. The chassis can be extended out the front of the rack at standard intervals.

### CABLE TRAYS OPTION FOR 9U CHASSIS

The 1261B-9U mainframe comes standard with an integrated 2.25" high cable tray.

Option 21 increases the height of the cable tray by 1U. With this option installed, the chassis is 10U tall. The tray size is 3.9" high.

Option 22 increases the height of the cable tray by 2U. With this option installed, the chassis is 11U tall. The tray size is 5.6" high.

### METAL DOORS FOR 9U CHASSIS

These options are ideal for mounting connectors, keyboards, displays, etc. on the front of a VXI chassis.

Option 23, Application Specific Front Panel (ASFP), is made from 1/8" aluminum panel. The front panel is hinged on the left side of the mainframe. Option 14 rack-mount ears must also be ordered to accommodate option 23.

Option 24, Application Specific Front Panel (ASFP), is made from 1/8" aluminum panel. The front panel is hinged on the bottom of the mainframe. A special ear kit is included with Option 24.

### SHIELDS AND SHROUDS

The 1261B is fitted as standard with contact springs on the front right panel to ensure ground contact to the module housing in slot 13. The front left panel is coated with a conductive material to ensure good contact with the contact springs on the system slot 0 controller.

For additional EMC shielding the following options are available:

Option 51, backplane connector shrouds minimize radiated noise from the backplane. These are not necessary for most VXI modules and will only be effective if the modules include grounding fingers. It is compliant with VXI specification B.7.2.3.

Option 52, intermodule shield, includes an aluminum panel with ground connection. These shields can be used to reduce radiated noise between adjacent VXI modules for demanding applications.

# RACAL INSTRUMENTS 1261B ORDERING INFORMATION

## ORDERING INFORMATION

<u>MODEL/DESCRIPTION</u>	<u>PART NUMBER</u>
<b>7U Size Chassis</b>	
Racal Instruments 1261B Bench Top, High-performance VXI Mainframe 7U	407374-01120
Racal Instruments 1261B Bench Top, High-performance VXI Mainframe 7U w/SMS	407374-01111
Racal Instruments 1261B Bench Top, High-performance VXI Mainframe 7U w/EMS	407374-01112
<b>9U Size Chassis</b>	
Racal Instruments 1261B High-performance VXI Mainframe 9U with Cable Tray	407374-01220
Racal Instruments 1261B High-performance VXI Mainframe 9U w/SMS with Cable Tray	407374-01211
Racal Instruments 1261B High-performance VXI Mainframe 9U w/EMS with Cable Tray	407374-01212
<b>Options for 7U Chassis</b>	
Racal Instruments Option 01 7U Rack Mount Flange Ears w/Slides	407389
Racal Instruments Option 02 7U Rack Mount Flange Ears w/Slides and Door	407390
Racal Instruments Option 03 7U Rack Mount Flange Ears w/Door	407391
Racal Instruments Option 04 7U Rack Mount Flange Ears	407392
Racal Instruments Option 06 7U 24-inch Slides Only	707690-001
Racal Instruments Option 54-1 ITA Receiver Mount, Front Extension for 7U Chassis	407431
<b>Options for 9U Chassis</b>	
Racal Instruments Option 11, 9U Rack Mount Flange Ears w/Slides	407393
Racal Instruments Option 12, 9U Rack Mount Flange Ears w/Slides & Door	407394
Racal Instruments Option 13, 9U Rack Flange Ears Mount w/Door	407395
Racal Instruments Option 14, 9U Rack Mount Flange Ears	407396
Racal Instruments Option 14B, 9U Rack Mount Flange (Ears) for ARINC-608	407396-002
Racal Instruments Option 16, 9U 24-inch Slides Only	407690
Racal Instruments Option 21-9U, 2U Cable Tray (adds 1U to existing tray)	OPT-407397
Racal Instruments Option 22-9U, 3U Cable Tray (adds 2U to existing tray)	OPT-407398
Racal Instruments Option 23-9U, Application Specific Front Panel 9U (requires Option 11 or 14)	407399
Racal Instruments Option 24-9U, Hinge Down Application Specific Front Panel (includes ears)	407689
Racal Instruments Option 54-2, ITA Receiver Mount, Front Extension for 9U Chassis	407421
<b>Options for 7U and 9U Chassis</b>	
Racal Instruments Option 41, SMS to EMS Retrofit Kit	407400
Racal Instruments Option 51, Backplane w/Connector Grounding Shrouds	OPT-407418
Racal Instruments Option 52, Inter-module Shield (Quantity 12)	407419
Racal Instruments Option 52-1, Inter-module Shield (Quantity 1)	456506
Racal Instruments Option 71, 230 Volt Fusing	OPT-407401
Racal Instruments Spare 1261B Power Supply Module	407377-910
Racal Instruments Spare Fan Module (SMS & EMS)	407375
Racal Instruments Spare Fan Module Assembly (no monitoring units)	407375-001
Racal Instruments Additional Airflow Blockers (6 ea. in ship kit)	456271
Blanking Plates for all VXI Chassis 1 slot	404836
Additional 1261B User Manual	980766
1261B Maintenance Manual	980795
Spare EMS Module	405094