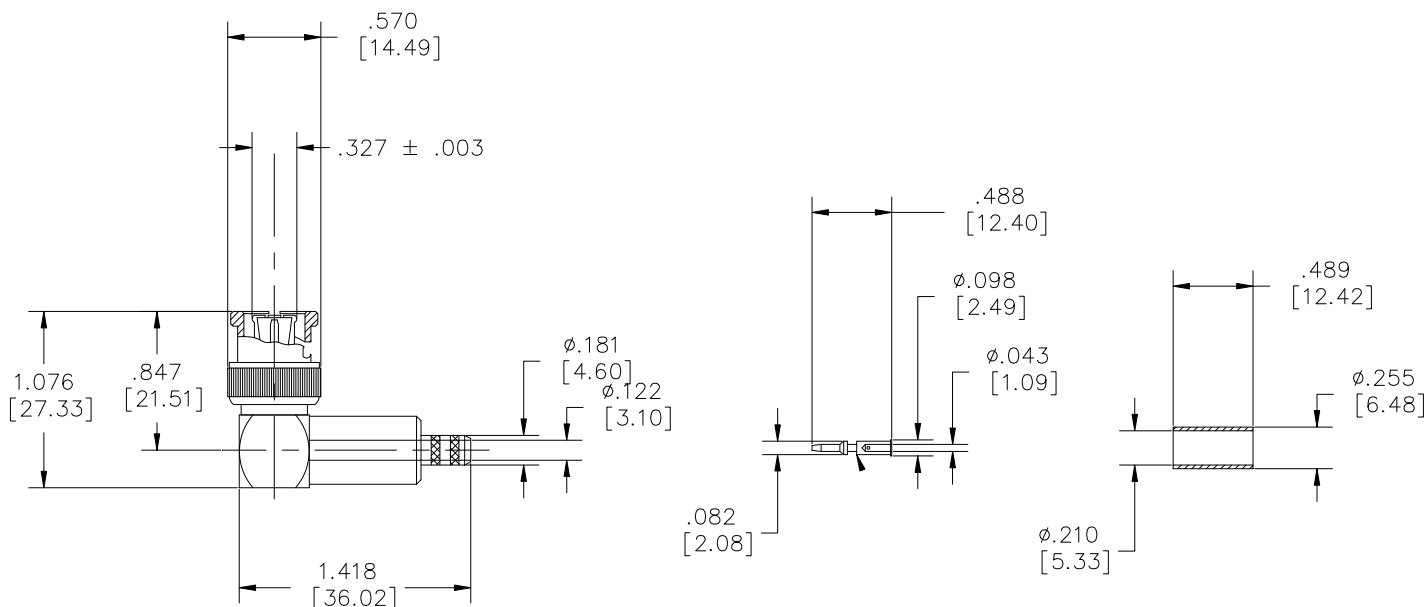


Model 73061
BNC Right-Angle Plug, 50 Ohm, Crimp Type, RG58, 141



Model 73061
BNC Right-Angle Plug, 50 Ohm, Crimp Type,
RG58, 141

Features

- DC – 4GHz bandwidth.
- Connectors are precision machined.
- Connector accepts cable types RG/U: 58, 141

Materials

Center Conductor, Male: Brass, Gold Plated
Connector Body: Brass, Nickel Plated
Crimp Ferrule: Brass, Nickel Plated

Specifications

Impedance:	50Ω
Frequency Range:	DC – 4GHz
Contact Resistance:	
Center Conductor:	≤1.5 mΩ
Outer Conductor:	≤0.3 mΩ
Insulation Resistance:	≥ 5000 MΩ
Operating Voltage:	500V
	<i>For CE compliance, do not hold in hand when voltages exceed 33 Vrms / 70 Vdc.</i>
VSWR:	≤1.35
Operating Temperature:	-65° C (-85° F) to +165° C (+329° F)
Number of Insertions:	500 cycles minimum

Ordering Information

Model: **73061**

USA: Sales: 800-490-2361
Technical Support: technicalsupport@pomonatest.com
Fax: 425-446-5844

Europe: 31-(0) 40 2675 150 International: 425-446-5500
Where to Buy: www.pomonaelectronics.com

All dimensions are in inches. Tolerances (except noted): .xx = ±.02" (.51 mm), .xxx = ± .005" (.127 mm). All specifications are to the latest revisions. Specifications are subject to change without notice. Registered trademarks are the property of their respective companies.


Model 73061
BNC Right-Angle Plug, 50 Ohm, Crimp Type, RG58, 141

Cable Types and Crimp Die Information

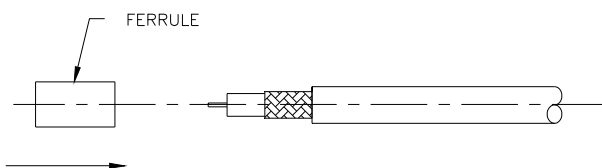
Connector Model #	Cable Groups	Crimp Die Cavity Size for Outer Ferrule
73061	RG58, 141	.213 (5.4)

Cable Assembly Instructions

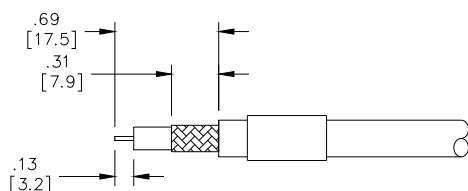
1. CUT CABLE END EVENLY AND PERPENDICULAR



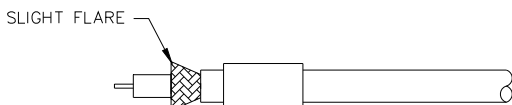
2. SLIDE FERRULE OVER CABLE.



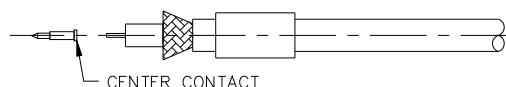
3. STRIP CABLE JACKET, BRAID AND DIELECTRIC TO SPECIFICATION LENGTHS.



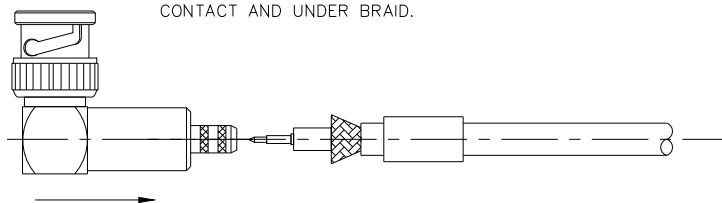
4. FLARE BRAID END SLIGHTLY.



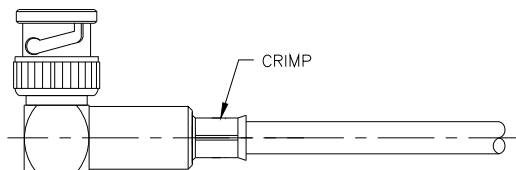
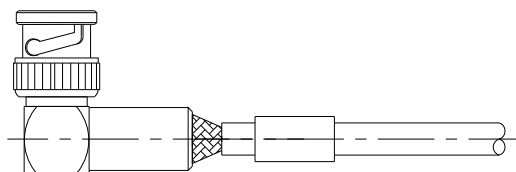
5. CRIMP CENTER CONTACT ON CENTER CONDUCTOR.



6. SLIDE CONNECTOR BODY OVER DIELECTRIC, CENTER CONTACT AND UNDER BRAID.



7. SLIDE FERRULE OVER BRAID AND CRIMP.



USA: Sales: 800-490-2361
 Technical Support: technicalsupport@pomonatest.com
 Fax: 425-446-5844
Europe: 31-(0) 40 2675 150 **International:** 425-446-5500
 Where to Buy: www.pomonaelectronics.com

All dimensions are in inches. Tolerances (except noted): .xx = ±.02" (.51 mm), .xxx = ±.005" (.127 mm). All specifications are to the latest revisions. Specifications are subject to change without notice. Registered trademarks are the property of their respective companies.