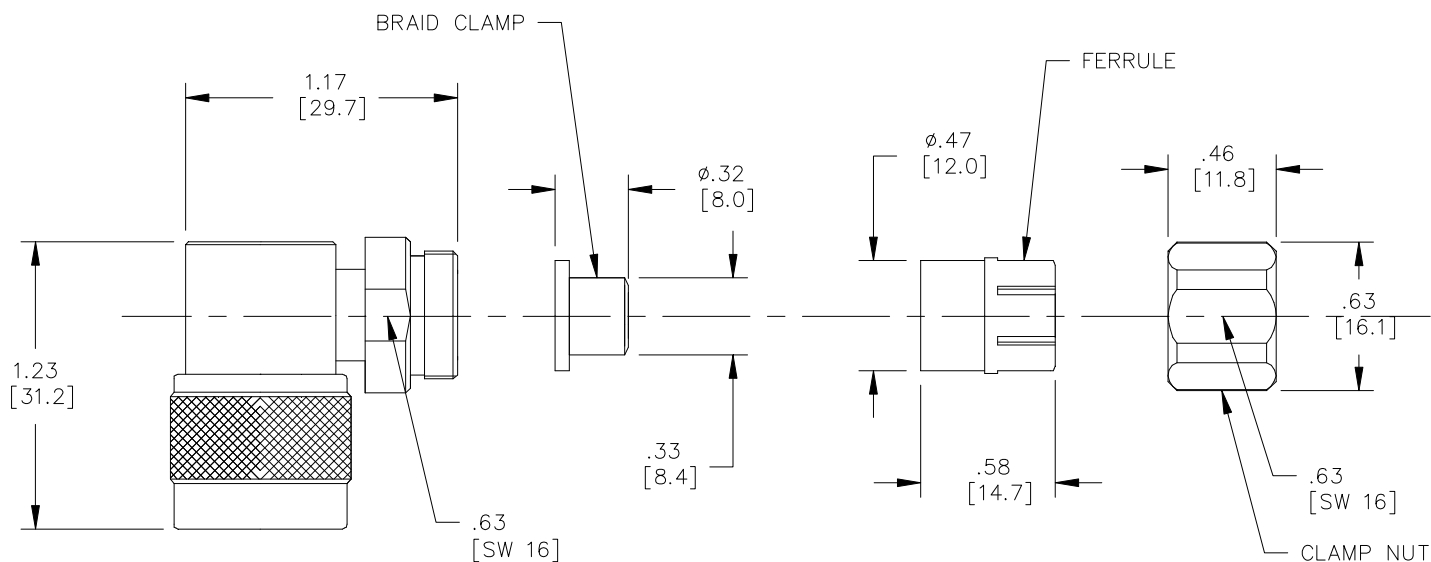


Model 73048

N Type Right-Angle Plug, 50 Ohm, Clamp Type, RG214, 225, 393



*Model 73048
N Type Right-Angle Plug, 50 Ohm, Clamp Type,
RG214, 225, 393*

Features

- DC – 11GHz bandwidth.
- Connectors are precision machined.
- Meets interface requirements MIL-C-39012.
- Connector accepts cable types RG/U: 214, 225, 393

Materials

Center Conductor, Male: Brass, Gold Plated
Connector Body: Brass, Nickel Plated
Insulators: PTFE

Specifications

| | |
|-------------------------------|--|
| Impedance: | 50Ω |
| Frequency Range: | DC – 11GHz |
| Contact Resistance: | |
| Center Conductor: | ≤1.0 mΩ |
| Outer Conductor: | ≤0.2 mΩ |
| Insulation Resistance: | ≥ 5000 MΩ |
| Dielectric Withstand Voltage: | 1000V |
| | <i>For CE compliance, do not hold in hand when voltages exceed 33 Vrms / 70 Vdc.</i> |
| Number of Insertions: | 500 cycles minimum |

Ordering Information

Model: **73048**

USA: Sales: 800-490-2361
Technical Support: technicalsupport@pomonatest.com
Fax: 425-446-5844

Europe: 31-(0) 40 2675 150 **International:** 425-446-5500
Where to Buy: www.pomonaelectronics.com

All dimensions are in inches. Tolerances (except noted): .xx = ±.02" (.51 mm), .xxx = ± .005" (.127 mm). All specifications are to the latest revisions. Specifications are subject to change without notice. Registered trademarks are the property of their respective companies.


Model 73048
N Type Right-Angle Plug, 50 Ohm, Clamp Type, RG214, 225, 393

Cable Types

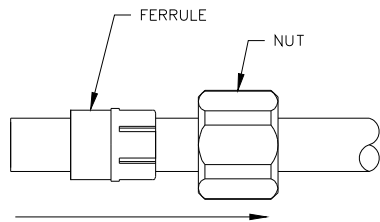
| Connector Model # | Cable Groups |
|-------------------|-----------------|
| 73048 | RG214, 225, 393 |

Cable Assembly Instructions

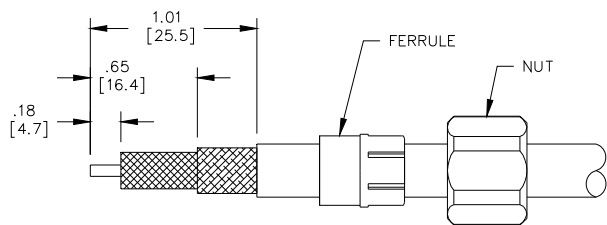
1. CUT CABLE END EVENLY AND PERPENDICULAR.



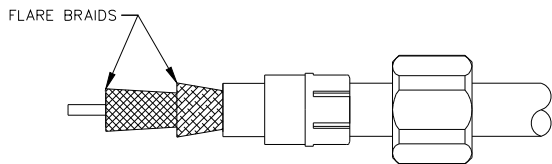
2. SLIDE NUT AND FERRULE OVER CABLE.



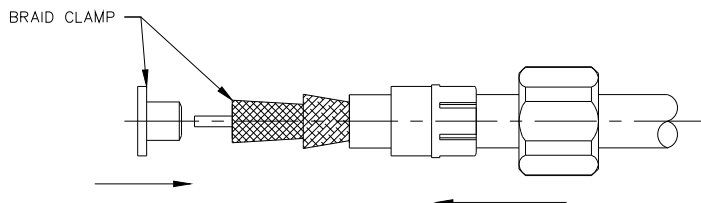
3. STRIP CABLE JACKET, BRAID AND DIELECTRIC TO SPECIFIC LENGTHS.



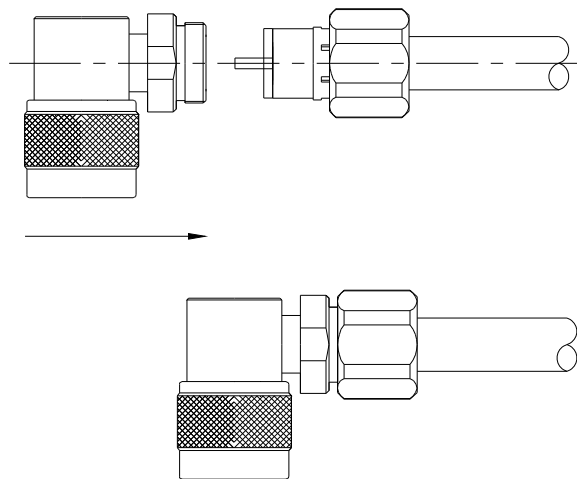
4. FLARE BRAID END SLIGHTLY.



5. SLIDE BRAID CLAMP UNDER BRAID. SLIDE FERRULE AND NUT FORWARD OVER BRAID.



6. SLIDE CONNECTOR BODY OVER ASSEMBLY AND SCREW NUT.



USA: Sales: 800-490-2361
 Technical Support: technicalsupport@pomonatest.com
 Fax: 425-446-5844
Europe: 31-(0) 40 2675 150 **International:** 425-446-5500
 Where to Buy: www.pomonaelectronics.com

All dimensions are in inches. Tolerances (except noted): .xx = ±.02" (.51 mm), .xxx = ±.005" (.127 mm). All specifications are to the latest revisions. Specifications are subject to change without notice. Registered trademarks are the property of their respective companies.