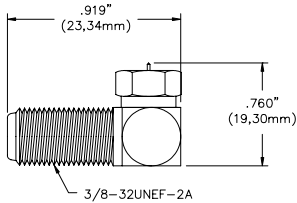


**Models 6800, 6801, 6802, 6803**  
**F (M/F) Right Angle, F(M/F), F (F/F) Bulkhead, F (F) PCB**



Model 6800, F (M/F) Right angle adapter



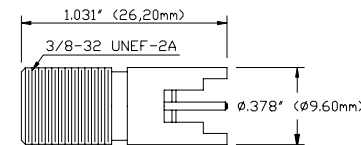
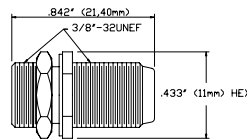
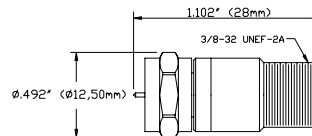
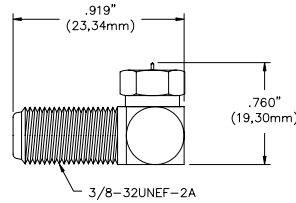
Model 6801 F (M/F) In-Line adapter



Model 6802 F (F/F) Bulkhead adapter



Model 6803 F (F) Straight PCB mount connector



**Features**

- True 75 Ω BNC adapters.
- Gold-plated (15 micro-inches) contacts.
- BNC insulation material is PTFE (**not delrin**).

**Materials**

- Body is made of machined brass with tarnish resistant nickel-plating.
- Body made from precision machined high quality brass (not die cast).
- Male center contacts are gold-plated brass.
- Female contacts are gold-plated beryllium copper.
- Polypropylene insulators.

**Ordering Information**

Model: 6800, 6801, 6802, 6803

**Specifications**

Nominal impedance	75 Ω
Frequency	1.5 GHz
VSWR	1.50 max.
Connector body resistance	5.0 mΩ
Number of insertions	500
Dielectric withstand voltage	500 Vrms
Ratings: Voltage: 500 Vrms Operating temperature: -40 °F to +131 °F (-40 °C to +65 °C) Max.	

USA: Sales: 800-490-2361 Technical Support: 800-241-2060 Fax: 888-403-3360

Europe: 31-(0) 40 2675 150 International: 425-446-5500

e-mail: [technicalsupport@pomonatest.com](mailto:technicalsupport@pomonatest.com)

Where to Buy: [www.pomonaelectronics.com](http://www.pomonaelectronics.com)

[www.valuetronics.com](http://www.valuetronics.com)

All dimensions are in inches. Tolerances (except noted): .xx = ±.02" (.51 mm), .xxx = ±.005" (.127 mm). All specifications are to the latest revisions. Specifications are subject to change without notice. Registered trademarks are the property of their respective companies.