

### FEATURES:

- Attaches to your wire with commonly available crimp tools or by soldering.
- Can be used on stranded wire from 18 to 22 AWG with an insulation diameter from 0.060" to 0.150".
- Provides safe and secure connections to 4mm shrouded banana plugs.
- Fits Pomona shrouded banana plugs and most other shrouded banana plugs, will also fit most banana plugs without shrouds.
- Will comply with IEC1010 CAT II, 300V when properly assembled.

### MATERIALS:

Banana Jack: Nickel Plated Brass.

Insulation: Santoprene® (Thermoplastic Elastomer).

### RATINGS:

Operating Voltage: 300V Max. (Hand Held); 1,500V Max. (Non-Hand Held)

Current: 5 Amperes 20-22 AWG, 15 Amperes 18 AWG

Operating Temperature: -20°F to 275°F (-29°C to 135°C)

Storage: -40°F to 302°F (-40°C to 150°C)

### ORDERING INFORMATION: Model 6384-(\*).

\* = Color, (-0) Black, (-2) Red, (10 per package). (-02) 1 of each color.

All dimensions are in inches. Tolerances (except noted): .xx = ±.02" (.51 mm), .xxx = ±.005" (.127 mm).

All specifications are to the latest revisions. Specifications are subject to change without notice.

Registered trademarks are the property of their respective companies. Made in USA

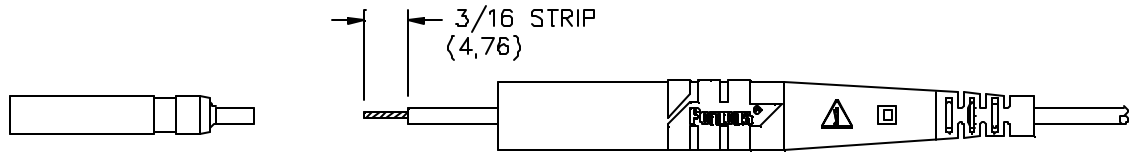


FIG. 1

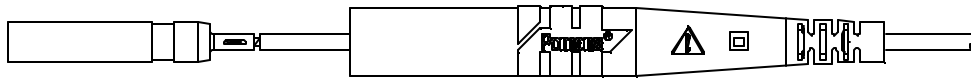


FIG. 2

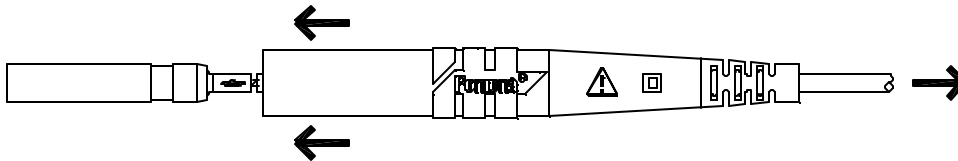


FIG. 3

### FIGURE #1

- Slide plastic housing over wire.
- Place stripped wire (18, 20, or 22 AWG) end into terminal hole.

### FIGURE #2

- Crimp terminal using a bare-terminal style crimper. Retention force of joint should exceed 12 pounds to assure no damage occurs to joint when housing is snapped into place.

All dimensions are in inches. Tolerances (except noted): .xx = ±.02" (.51 mm), .xxx = ±.005" (.127 mm).  
All specifications are to the latest revisions. Specifications are subject to change without notice.  
Registered trademarks are the property of their respective companies. Made in USA

6/9/99

SY/EH/LS

T:\Release\DataSheets\FlukeDataSheet\FlukeDataSheet\d6384\_2\_01.doc

Sales: 909-469-2900 Fax: 909-629-3317  
Technical Assistance: 800-241-2060

PomonaACCESS 90836 (800) 444-6785 or (949) 253-3858  
More drawings available at [www.pomonaelectronics.com](http://www.pomonaelectronics.com)

Page 2 of 2

### FIGURE #3

D. Slide housing over jack and pull on wire until snap engages.

All dimensions are in inches. Tolerances (except noted): .xx =  $\pm .02$ " (.51 mm), .xxx =  $\pm .005$ " (.127 mm).  
All specifications are to the latest revisions. Specifications are subject to change without notice.  
Registered trademarks are the property of their respective companies. Made in USA

6/9/99

SY/EH/LS

T:\Release\DataSheets\FlukeDataSheet\FlukeDataSheet\d6384\_2\_01.doc

**Sales: 909-469-2900 Fax: 909-629-3317**

**Technical Assistance: 800-241-2060**

PomonaACCESS 90836 (800) 444-6785 or (949) 253-3858

More drawings available at [www.pomonaelectronics.com](http://www.pomonaelectronics.com)

Page 3 of 3