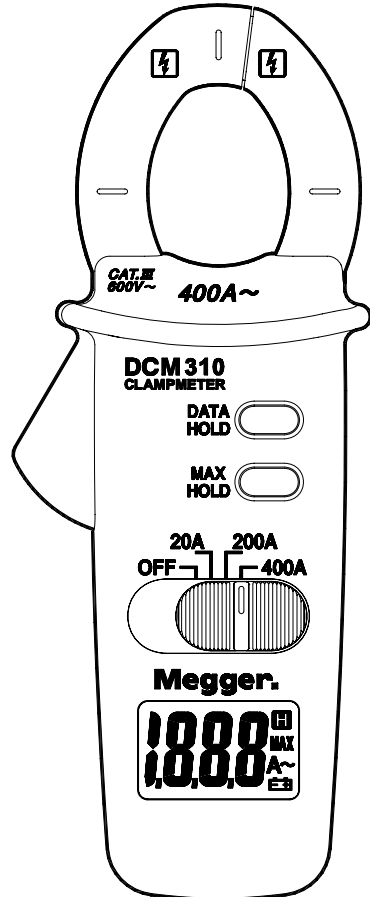


DCM310 Clampmeter User Guide



⚠ Safety Information

- To ensure safe operation and service of the Meter, follow these instructions. Failure to observe warnings can result in severe **injury** or **death**.
- Avoid working alone so assistance can be rendered.
 - To enhance safety, test leads should be disconnected from instrument when not in use.
 - Do not use test leads or the Clamp Meter if they look damaged.
 - Do not use the Meter if the Clamp Meter is not operating properly or if it is wet.
 - Use the Clamp Meter only as specified in the Instruction card or the protection provided by the Clamp Meter might be impaired.
 - Special precautions are necessary when operating in situations where exposed live parts at dangerous voltages may be encountered. Personal protective equipment (not supplied with this instrument) should be used.

Symbols as marked on the Tester and Instruction card

⚠	Risk of electric shock
📖	See instruction card
🛡	Equipment protected by double or reinforced insulation
🔋	Battery
🌐	Earth
CE	Conforms to EU directives
⚡	Application around and removal from hazardous live conductors is permitted
♻	Do not discard this product or throw away

Maintenance

Do not attempt to repair this Clamp Meter. It contains no user-serviceable parts. Repair or serving should only be performed by qualified personal.

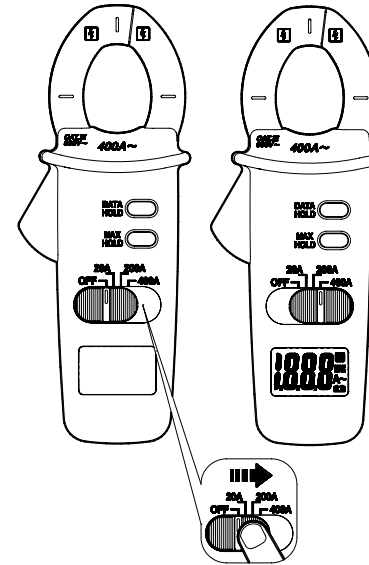
Cleaning

Periodically wipe the case with a dry cloth and detergent do not use abrasives or solvents.

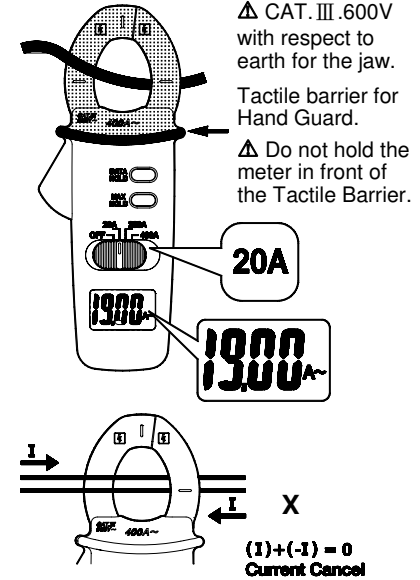


⚠ Read First

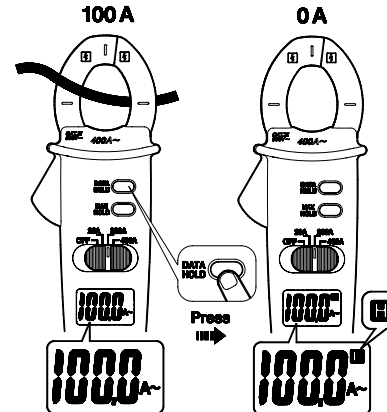
Power On / Off



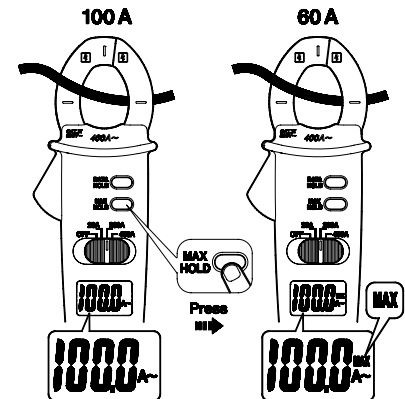
ACA 20A



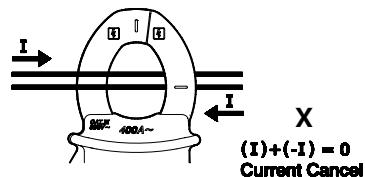
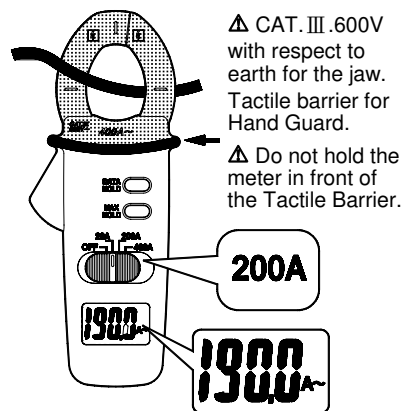
Data Hold



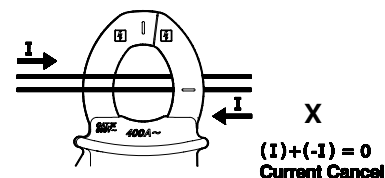
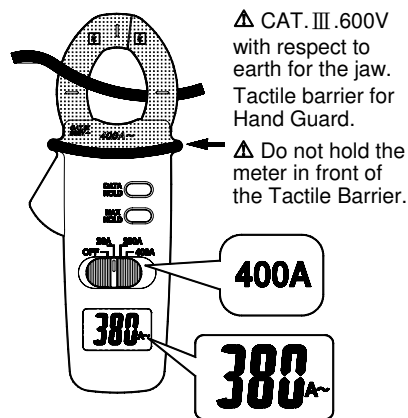
MAX Hold



ACA 200A



ACA 400A



Specifications

1-1 General Specifications

LCD display digits :

2000 digit large scale LCD readout.

Measuring rate : 2.5 times / sec.

Overrange display :

"OL" is displayed for "20A" and "200A" range, shows the real value when bigger than "400A" range.

Low battery indicator :

⚡ is displayed. Replace the battery when the indicator ⚡ appears in the display.

Power requirement :

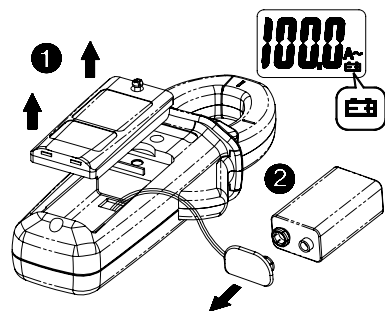
9V PP3/6LR61 battery.

Battery type and life :

ALKALINE 580 hours.

Rechargeable batteries are not suitable for use with this instrument.

Battery Replacement



1-2 Environmental Conditions

Indoor Use.

Calibration :

One year calibration cycle.

Operating temperature :

0°C ~ 30°C (≤80% RH)

30°C ~ 40°C (≤75% RH)

40°C ~ 50°C (≤45% RH)

Storage temperature :

-20 to +60°C, 0 to 80% RH (batteries not fitted).

Operating altitude : 2000m (6562 ft)

Overvoltage category :

IEC 61010-1 600V CAT. III,

CAT. III equipment is designed to protect against the transients in the equipment in fixed installations, such as distribution panels, feeders and short branch circuits and lighting systems in large buildings.

Conductor Size : 27mm diameter.

Pollution degree : 2

EMC : EN 61326-1

Shock vibration :

Sinusoidal vibration per MIL-T-28800E (5 ~ 55 Hz, 3g maximum).

Dimensions (W x H x D) :

56mm x 180mm x 32mm

Weight : 250g including battery.

Accessories : Battery (installed), Carrying case and User manual.

1-3 Electrical Specifications

Accuracy is \pm (% reading + number of digits) at 23°C \pm 5°C < 80%RH.

Temperature coefficient :

0.2 x (Specified accuracy) / °C,
< 18°C, > 28°C.

AC Current

Function	Range	Accuracy
A~ (50~60Hz)	0 ~ 19.99A	$\pm(3.0\% + 0.05 \text{ A})$
	20.00~199.9A	$\pm(2.0\% + 0.5 \text{ A})$
	200~400A	$\pm(2.0\% + 5 \text{ A})$

Limited Warranty

This Meter is warranted to the original purchaser against defects in material and workmanship for 1 year from the date of purchase. During this warranty period, manufacturer will, at its option, replace or repair the defective unit, subject to verification of the defect or malfunction. This warranty does not cover disposable batteries, or damage from abuse, neglect, accident, unauthorized repair, alteration, contamination, or abnormal conditions of operation or handling.

Any implied warranties arising out of the sale of this product, including but not limited to implied warranties of merchantability and fitness for a particular purpose, are limited to the above. The manufacturer shall not be liable for loss of use of the instrument or other incidental or consequential damages, expenses, or economic loss, or for any claim or claims for such damage, expense or economic loss. Some states or countries laws vary, so the above limitations or exclusions may not apply to you.

Megger Limited

Archieff Road, Dover, CT17 9EN
United Kingdom
Tel +44 (0) 1304 502100

Valley Forge Corporate Centre
2621 Van Buren Avenue, Norristown
PA 19403, USA
Tel +1-979-690-7925

Email sales@megger.com
Web www.megger.com