



Keysight 87415A

Microwave Amplifier 2 to 8 GHz

Features and Description

- 25 dB gain
- 23 dBm output power
- GaAs MMIC reliability >1 x 10E6 hours MTBF
- Compact size, integral bias regulation

The Keysight Technologies Inc. 87415A microwave system amplifier brings compact, reliable gain block performance to systems integrators and microwave designers. With 25 dB minimum gain and over 23 dBm output power from 2 to 8 GHz, this amplifier offers output power where it is needed: at the test port. The 87415A offers internal bias regulation and GaAs MMIC reliability, and the 87415A adds integral heat sinking, bias port cabling, and stand-alone packaging for use in test system applications.

Packaging

These two gain blocks differ primarily in level of integration. The 87415A amplifier features a complete stand-alone solution for test system designers and integrators with internal GaAs MMIC devices. An integral heat sink keeps the package at a temperature comfortable to the touch, enhancing its use as a benchtop amplifier, and a DC bias port allows easy connection to an external power supply such as the 87421A.

87415A Microwave System Amplifier

Specifications

Specifications describe the instrument's warranted performance over the temperature range 20 °C to 30 °C (unless otherwise noted). All specifications apply after the instrument's temperature has been stabilized after one hour continuous operation.

Supplemental characteristics are intended to provide information useful in applying the instrument by giving typical but nonwarranted performance parameters. These are denoted as “typical,” “nominal,” or “approximate.” Supplemental characteristics apply over the temperature range 20 °C to +30 °C.

Frequency Range	2 to 8 GHz
Small Signal Gain	25 dB minimum
Small Signal Gain Flatness	± 3 dB maximum
Output Power at 1 dB Compression Point	23 dBm minimum
Input SWR	2:1
Output SWR	3.6, 2 to 2.5 GHz 3, 2.5 to 8 GHz
Harmonics	–20 dBc at Pout = +23 dBm

General Specifications

Power Requirements Bias Voltage and Current	+12 V dc nominal (+11 to +13 V dc); 900mA
Weight	Weight Net 0.64 kg (1.41 lb) Shipping 1.32kg (2.9 lb)
RF Connectors	SMA (f) on RF input and output

Applications

The 87415A's compact size makes it an ideal remote amplifier for use by microwave test system integrators. It is a complete, off-the-shelf gain block that enables the system designer to place system power where it is needed, without consuming valuable rack space. Typical applications include microwave test sets and interface matrixes.

Loss compensation

Compensate for systematic power losses from switching and signal routing ATE systems, frequency conversion, and long microwave cable paths. Use the 87415A microwave system amplifier to recover lost signal strength at test cable ends.

Preamp

As a preamp, the 87415A can increase spectrum analyzer and frequency counter sensitivity.

Benchtop amplifier for the RF and microwave designer

The 87415A microwave system amplifier gives the microwave engineer 30 dB gain and 23 dBm output power without consuming valuable bench or rack space. Other applications include antenna subsystems and production test systems.



Keysight 87421A Power Supply

Separate Power Supply

The Keysight 87421A power supply provides the dc power needed to bias the 87415A. The power supply is housed in a small separate package, allowing it to be placed up to two meters away from the amplifier.

Electrostatic Discharge Caution

Electrostatic discharge (ESD) can damage or destroy electronic components. It is recommended that these amplifiers, like other electronic components be installed and operated at a static-free workstation or in an environment where precautions against ESD have been implemented.

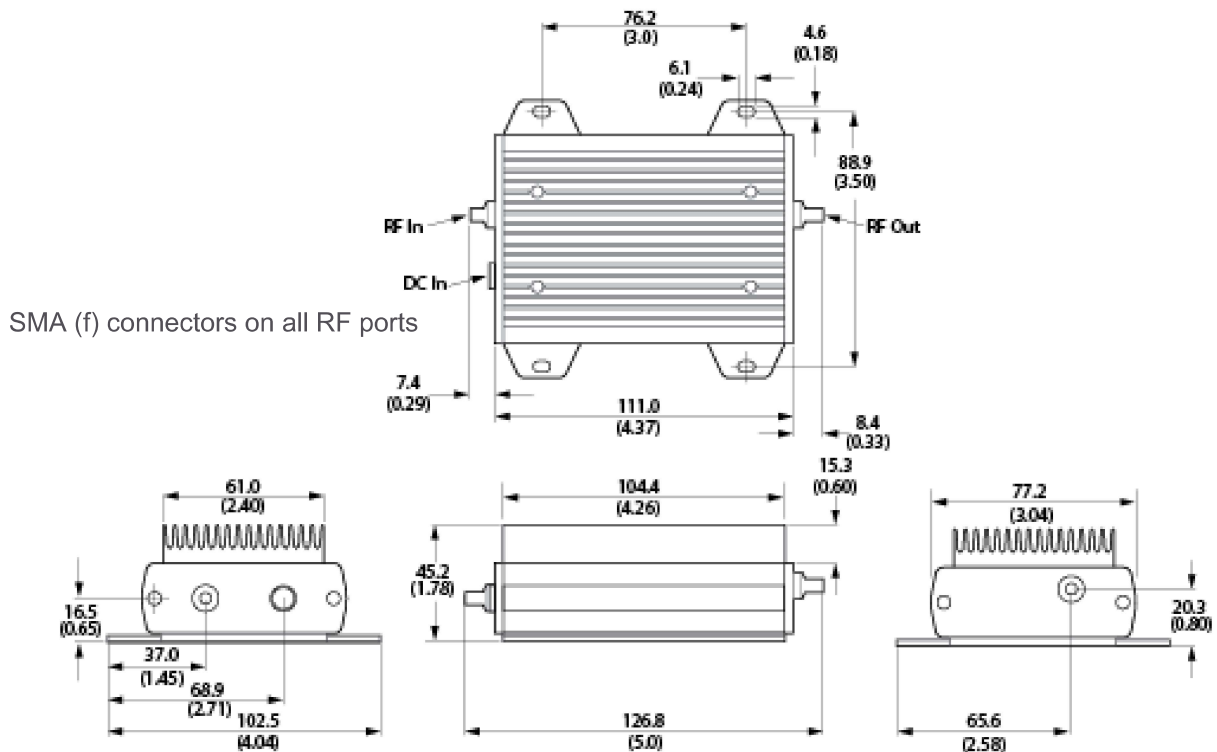


Figure 1. Keysight 87415A outline drawing. Dimensions in millimeters and (inches).

Typical Performance Data

Saturated Power Level:	+26 dBm
Input Power Survival Level:	+23 dBm
Noise Figure:	13 dB
Non-Harmonically Related Spurious:	-50 dBc
Third Order Intercept (TOI):	+34 dBm
Impedance:	50 ohms
Reverse Isolation: (S_{12})	60 dB
Power Dissipation:	10 W

Environmental Specifications

Operating Temperature:	0 to +55 °C
Storage Temperature:	-40 to +70 °C

Other Environmental Information

Temperature Coefficient of Gain:	0.1 dB/°C
Temperature Coefficient of 1 dBc:	0.045 dB/°C
Random Vibration:	5.2 G(rms) 50 to 2000 Hz per Mil-Std-883C method 2026 test condition IIA
Shock:	1500 G (peak), 0.5 ms per Mil-Std-883C method 2002.3 test condition B
Altitude (non-operating):	15,000 m per Mil-Std-883C method 1001 test condition C
EMC:	Radiated Interference is within the requirements of VDE 0871 and CISPR Publication 11

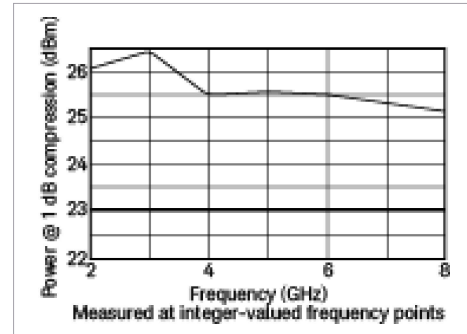


Figure 2. Power Output vs. Frequency

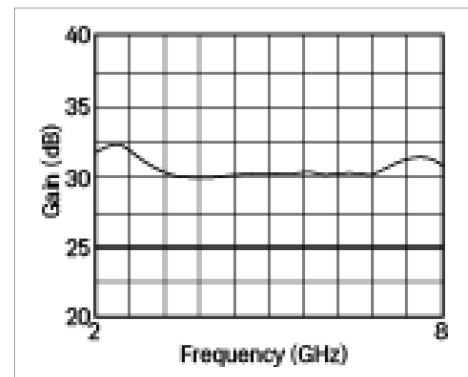


Figure 3. Gain vs. Frequency

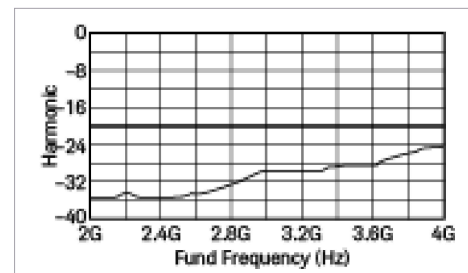


Figure 4. Harmonics vs. Frequency

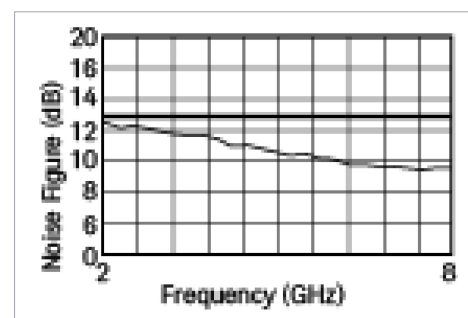


Figure 5. Noise Figure vs. Frequency

Ordering Information

87415A Microwave System Amplifier

Includes amplifier and Keysight part number 83006-60004, which is a two meter cable with a 3-pin connector on one end and three wire leads on the other end.

Other Instruments and Accessories

87421A Power Supply

Includes power supply and Keysight part number 83006-60005, which is a two meter cable with a 3-pin connector on one end and a D-subminiature connector on the other end.

87300B Coaxial Directional Coupler

8471E 0.01 to 12 GHz Coaxial Detector

83006-60004 dc Bias Cable

For use with user supplied power; consists of a two meter long shielded cable with a three pin connector on one end and three wire leads on the other end. Included with the 87415A microwave system amplifier.

83006-60005 dc Bias Cable

For use with 87421A power supply; consists of a two meter long shielded cable with a 3-pin connector on one end and a D-subminiature connector on the other end. Included with the 87421A power supply.

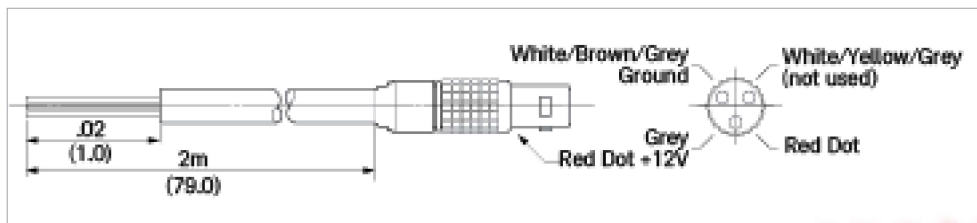


Figure 6. 83006-60004 DC Bias Cable. Dimensions in meters and (inches).

Learn more at: www.keysight.com

For more information on Keysight Technologies' products, applications or services, please contact your local Keysight office. The complete list is available at: www.keysight.com/find/contactus

