


7052




- 3-pole Form A
- Quick disconnect screw terminals
- $5\mu\text{V}$ contact potential

Ordering Information

7052 4x5 Matrix with Screw Terminal Connections

7053



- 5A switching
- 10-channel scanner
- 2-pole Form A
- Maintains current path for unselected channel

Ordering Information

7053 10-Channel High Current Scanner with Screw Terminal Connections

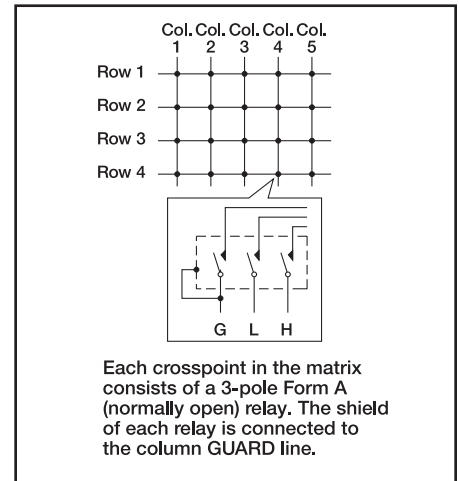
4x5 Matrix Switch Card

3-Pole Configuration

The Model 7052 is a general-purpose switching card. The flexibility of matrix switching allows connection of any row to any column, singly or in combination. Ideal for complex signal and measurement device switching, this matrix card can help minimize your need for custom cables and patch panels because the routings can be customized in software. Switched guards assure high isolation between channels.

- MATRIX CONFIGURATION:** 4x5.
- CONTACT CONFIGURATION:** 3-pole Form A (High, Low, and Guard).
- CONNECTOR TYPE:** Quick disconnect screw terminal, #18AWG maximum wire size.
- RELAY DRIVE CURRENT:** 15mA per relay typical.
- MAXIMUM SIGNAL LEVEL:** 200V, 500mA carry/200mA switched, 10VA peak (resistive load).
- CONTACT LIFE:** 10^8 closures (cold switching); 10^7 closures (at maximum signal levels).
- CONTACT RESISTANCE:** $<1\Omega$ per contact to rated life.
- CONTACT POTENTIAL:** $<5\mu\text{V}$ per crosspoint (High to Low, <1 minute after actuation).
- ACTUATION TIME:** $<2\text{ms}$, exclusive of mainframe.
- CHANNEL ISOLATION:** $>10^{12}\Omega$ and $<5\text{pF}$.

- INPUT ISOLATION: Differential:** $>10^9\Omega$, 50pF typical.
- Common Mode:** $>10^9\Omega$, 100pF typical.
- CROSSTALK:** $<-60\text{dB}$ @ 1MHz, 50 Ω load.
- OFFSET CURRENT:** $<100\text{pA}$.
- COMMON MODE VOLTAGE:** 200V peak.



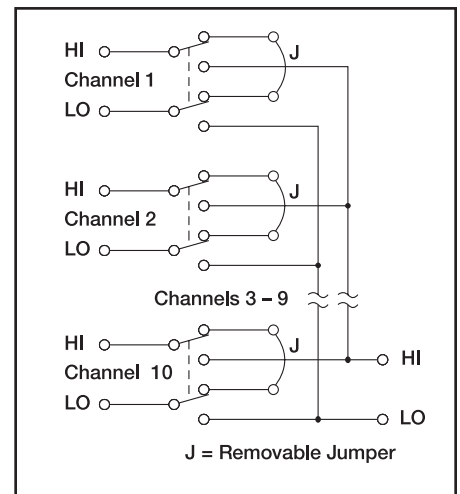
High Current Scanner Card

10-Channel, 2-Pole

The Model 7053 has ten channels and features 5A contacts. The switching is designed to maintain current paths for signals not connected to the output or, when internal jumpers are removed, to provide high input resistance for making voltage measurements. Semiconductor testing, materials research, power supply testing, solar cell measurements, electrochemical applications, and IC testing are among the applications simplified with the Model 7053 High Current Scanner Card.

- CHANNELS PER CARD:** 10.
- CONTACT CONFIGURATION:** 2-pole Form A with common Guard.
- CONNECTOR TYPE:** Screw terminal, #18AWG maximum wire size.
- RELAY DRIVE CURRENT:** 80mA per relay typical.
- MAXIMUM SIGNAL LEVEL:** 300V, 5A, 100VA (resistive load only).
- CONTACT LIFE:** $>10^7$ closures cold switching; $>10^5$ closures at maximum signal levels.
- CONTACT RESISTANCE:** $<0.15\Omega$ to rated life.
- CONTACT POTENTIAL:** $<1\text{mV}$
- ACTUATION TIME:** $<15\text{ms}$, exclusive of mainframe.
- CHANNEL ISOLATION:** $>10^9\Omega$, $<50\text{pF}$.
- INPUT ISOLATION:** $>10^7\Omega$, $<150\text{pF}$.
- COMMON MODE VOLTAGE:** 300V peak.

- EMC:** Conforms to European Union Directive 89/336/EEC.
- SAFETY:** Conforms to European Union Directive 73/23/EEC (meets EN61010-1/IEC 1010).
- OPERATING ENVIRONMENT:** 0° to 50°C , up to 35°C at 70% RH.
- STORAGE ENVIRONMENT:** -25°C to 65°C .



1.888.KEITHLEY (U.S. only)

www.keithley.com

KEITHLEY

A GREATER MEASURE OF CONFIDENCE

Use with 7001 and 7002 Switch Mainframes

SWITCHING & CONTROL

www.valuetronics.com