






# INSULATION TESTER SERIES

## Selection guide

							
<b>Basic Specifications</b>							
Display	Digital	Digital (Bar graph)	Analog Meter			Analog Meter	Digital (Bar graph)
			IR4016-20	IR4017-20	IR4018-20		
Display backlight function	●	●	●	●	●	●	●
Testing voltage	50V DC	●	●	—	—	—	—
	125V DC	●	●	—	—	—	—
	250V DC	●	●	—	—	—	●
	500V DC	●	●	●	●	—	●
	1000V DC	●	●	—	—	●	●
	2500V DC	—	—	—	—	—	●
5000V DC	—	—	—	—	—	●	
Effective maximum indicated value	100M $\Omega$ (50V) 250M $\Omega$ (125V) 500M $\Omega$ (250V) 2000M $\Omega$ (500V) 4000M $\Omega$ (1000V)	100M $\Omega$ (50V) 250M $\Omega$ (125V) 500M $\Omega$ (250V) 2000M $\Omega$ (500V) 4000M $\Omega$ (1000V)	100M $\Omega$ (500V DC)	1000M $\Omega$ (500V DC)	2000M $\Omega$ (1000V DC)	100M $\Omega$ (250,500V DC) <b>4000M<math>\Omega</math></b> <b>(1000V DC)</b>	250G $\Omega$ (250V) 500G $\Omega$ (500V) 1.00T $\Omega$ (1kV) 2.50T $\Omega$ (2.50kV) 5.00T $\Omega$ (5.00kV)
Low resistance	●	●	—	—	—	●	—
AC Voltage	●	●	●	●	●	●	●
<b>Function</b>							
Comparator	●	●	—	—	—	—	—
Memory	—	—	—	—	—	—	●