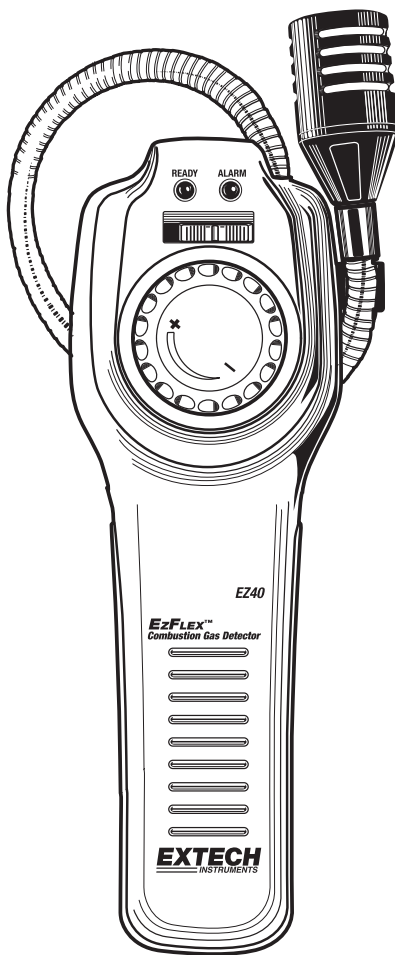


EzFlex™ Combustible Gas Leak Detector

Model EZ40



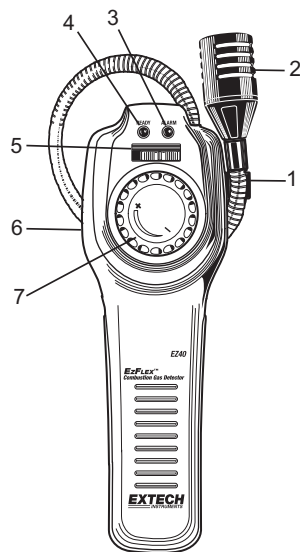
Introduction

Congratulations on your purchase of the Extech EZ40 Combustible Gas Leak Detector. The EZ40 detects the presence of combustible gas and nuisance vapors (Natural Gas, Methane, Ethane, Propane, Butane, Acetone, Alcohol, Ammonia, Steam, Gasoline, Jet Fuel, Hydrogen Sulfide, Smoke, Industrial Solvents, Lacquer Thinner, Naphtha) in concentrations as low as 10% LEL for Methane and alerts the user with audible and visual alarms. The 16" (406mm) flexible gooseneck provides easy access in difficult to reach locations. This meter is shipped fully tested and calibrated and with proper use will provide years of reliable service.

Description

1. Probe clip
2. Sensor tip guard & sensor
3. Alarm light
4. Ready light (Power-on)
5. On/Off slide switch
6. Earphone jack
7. Tick rate (sensitivity) adjustment

Note: Battery compartment is on rear of unit



Operation

WARNING! Always turn the meter on in an atmosphere free of combustible gas.
Read and understand this manual before using the meter.
Do not replace the batteries in an explosive atmosphere.
Frequently check meter operation using an unlit gas burner or lighter



Warm-up

1. In a gas free atmosphere, slide the ON/OFF switch to the right to power on the detector.
2. Hold the EZ40 in the clean ambient air during its 5 minute (typical) warm-up, self-zero cycle.
3. Some intermittent ticking and warbling alarm tones may be experienced for a short time as the meter warms up.
4. The alarm will slowly decrease and a steady ticking rate will indicate that the EZ40 ready for use. If the meter is in an area where combustible gas is present, the alarm may not decrease.

Note: Warm-up time will vary depending on when the last time the meter was used.

Zero

The EZ40 will automatically zero itself on activation. If the sensor was overexposed, the EZ40 will enter into an automatic cycle to reset. In this instance, the unit will alarm at peak level and decrease to zero.

Earphone Jack

In an area with high levels of background noise, an earphone can be plugged in to the EZ40. In addition, the speaker is disabled when an earphone is connected so the ticking and alarm will not disturb others in the general area.

Caution: Tick and alarm sounds through the earphone are very loud.

% LEL, a definition:

The LEL of a flammable gas is the minimum concentration of that gas, at normal ambient conditions, at which it will burn if there is a source of ignition present. At a concentration below the LEL, the gas will not burn. Gas detectors for flammable gases are calibrated in the range 0-100% LEL

Leak Detection

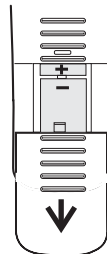
1. Adjust the sensitivity to establish a slow constant tick rate
2. Trace the sensor around the source of the suspected leak. When leaking gas is detected the tick rate will increase.
3. If the level of gas is approximately at 10% LEL of Methane, the Alarm LED will blink and the warbling tone will increase in pitch with increasing gas concentration.
4. In areas of high gas concentration, the tick rate can be readjusted to pinpoint the location of the leak.
5. Turn the sensitivity dial counterclockwise to reset the tick to a lower rate.
6. The tick will increase as you get closer to the source of the leak.

Maintenance

Caution! Storing in a damp environment will damage the sensor!

Battery Replacement

If the green READY LED flashes or does not illuminate, the batteries need to be replaced. The battery compartment is located at the rear of the EZ40. Replace the three “C” batteries by sliding the battery compartment door and accessing the battery compartment. Ensure that the compartment cover is securely fastened when finished.



Never dispose of used batteries or rechargeable batteries in household waste.

As consumers, users are legally required to take used batteries to appropriate collection sites, the retail store where the batteries were purchased, or wherever batteries are sold.

Disposal: Do not dispose of this instrument in household waste. The user is obligated to take end-of-life devices to a designated collection point for the disposal of electrical and electronic equipment.

Cleaning and Storage

Wipe the meter only with a damp cloth as needed. Do not apply abrasive, solvents, or other cleaners to the surface of the meter or sensor. Store with the batteries removed and avoid extreme temperature and humidity.

Specifications

Gases Detected	Natural Gas, Methane, Ethane, Propane, Butane, Acetone, Alcohol, Ammonia, Gasoline, Jet Fuel, Hydrogen Sulfide, Smoke, Industrial Solvents, Lacquer Thinner, Naphtha, Steam Carbon Monoxide (indication only, not to quantify),
Sensitivity	50 ppm methane
Sensor	Solid State
Alarm	Visual and Audible at minimum 10% LEL (40% max) for Methane
Warm-up	Approx. 5 minute
Response Time	Less than 2 seconds (up to 40% LEL)
Duty Cycle	Intermittent
Power supply	3 x “C” 1.5V alkaline batteries
Battery life	Approx. 8 hours continuous use typical
Operating Temperature	0 to 50°C (32 to 122°F)
Storage Temperature	-30 to 60°C (-22 to 140°F)
Operating Humidity	10 to 90% RH (non condensing)
Approvals	CE
Dimensions	221 x 72 x 46mm (8.7 x 2.83 x 1.8”); gooseneck 40cm (16”)
Weight	520g (18.4oz)

Copyright © 2013-2016 FLIR Systems, Inc.

All rights reserved including the right of reproduction in whole or in part in any form

ISO-9001 Certified

www.extech.com