


Agilent 86140A Optical Spectrum Analyzer Family Technical Specifications



- **Excellent “Close-In” Dynamic Range**
Accurately characterize 50 GHz WDM system performance
- **High Throughput**
Fast sweep speeds at high sensitivity to maximize measurement throughput
- **Built-In Applications**
Agilent’s new application concept makes complex and repetitive measurements simple
- **Benchtop and Portable Platforms**
Choose between a large screen or small footprint package

	Benchtop	Portable
High Accuracy: Ideal for critical WDM system and component characterization	Agilent 86142A	Agilent 86145A
Standard: Ideal for a wide range of applications at value prices	Agilent 86140A	Agilent 86143A

The Agilent 86140A and 86142A optical spectrum analyzers are high performance benchtop instruments that offer a combination of flexibility, high accuracy and throughput for both R&D and manufacturing environments. These are complimented by the portable Agilent 86143A and 86145A, providing performance in a compact 14.5 kg package for environments where small size and weight are important.

The **specifications** apply to all functions autocoupled over the temperature range 0 to 55° C and relative humidity <95% (unless otherwise noted). All specifications apply after the instrument’s temperature has been stabilized after 1 hour continuous operation and the auto-align routine has been run. Unless otherwise noted, specifications apply without USER CAL.

Characteristics and Specifications

The distinction between specifications and characteristics is described as follows:

- Specifications describe warranted performance.
- Characteristics provide useful, but nonwarranted information about the functions and performance of the instrument.



Agilent Technologies
Innovating the HP Way

Specifications

Agilent 86140A	Agilent 86143A	Agilent 86142A	Agilent 86145A
Standard		High Accuracy	
Benchtop	Portable	Benchtop	Portable

Wavelength

Range	600 nm to 1700 nm
Span range (continuously variable)	0.2 nm to full range and zero span
Accuracy After calibration with internal wavelength reference signal ^{1,2} After user calibration within ± 40 nm of calibration signal ^{1,2} After user calibration over full wavelength range ¹ Absolute accuracy (Factory Calibration Cycle 2 yrs) ¹	± 0.025 nm (1510–1570), ± 0.035 nm (1570–1640) ± 0.05 nm ± 0.2 nm ± 0.5 nm
Reproducibility (≤ 1 min) ¹	± 0.003 nm
Span linearity ^{1,3}	± 0.05 nm, for spans < 40 nm
Span linearity (1525 nm to 1570 nm) ^{1,2,3}	± 0.02 nm
Tuning repeatability ¹	± 0.003 nm

Resolution Bandwidth (RBW)

FWHM (selectable) ^{1,4}	0.07, 0.1, 0.2, 0.5, 1, 2, 5, 10 nm	0.06, 0.1, 0.2, 0.5, 1, 2, 5, 10 nm
Corrected Res. bandwidth accuracy (using noise markers) ^{1,3}		
≥ 0.5 nm, 1525–1610 nm	$\pm 4\%$	$\pm 3\%$
0.2 nm, 1525–1610 nm	$\pm 6\%$	$\pm 5\%$
0.1 nm, 1525–1610 nm	$\pm 12\%$	$\pm 10\%$

Amplitude

Sensitivity ⁵ 600–750 nm (No averaging required) ^{6,7} 750–900 nm (No averaging required) ^{6,7} 900–1250 nm (No averaging required) ⁶ 1250–1610 nm (No averaging required) ⁶ 1610–1700 nm (No averaging required) ³		-60 dBm -75 dBm -75 dBm -90 dBm -80 dBm
Maximum measurement power ^{2,8} 1525–1700 nm 600–1000 nm 1000–1525 nm		+15 dBm per channel, +30 dBm total +15 dBm per channel, +30 dBm total +12 dBm per channel, +30 dBm total
Maximum safe power Total safe power Total power within any 10 nm portion of the spectrum		+30 dBm +23 dBm
Calibration accuracy at -20 dBm, 1310 nm/1550 nm ⁹		± 0.5 dB
Scale fidelity (autorange off) ^{3,10} (autorange on) ^{3,10}	± 0.07 dB ± 0.1 dB	± 0.05 dB ± 0.07 dB
Display scale (log scale)	0.01–20 dB/DIV, -120 to +90 dBm	
Amplitude stability (1310 nm, 1550 nm) 1 minute 15 minutes ²		± 0.01 dB ± 0.02 dB
Flatness 1290–1330 nm ¹ 1525–1570 nm ¹ 1525–1610 nm ¹ 1250–1610 nm ^{1,11}		± 0.2 dB ± 0.2 dB ± 0.2 dB ± 0.7 dB
Polarization dependence ^{1,12,13} 1310 nm 1530 nm, 1565 nm 1600 nm 1250–1650 nm 1250–1650 nm (Multimode Fiber Opt. 025)	± 0.25 dB ± 0.2 dB ± 0.25 dB ± 0.3 dB ± 0.4 dB	± 0.12 dB ± 0.05 dB ± 0.08 dB ± 0.25 dB —

Agilent HP 86140A	Agilent HP 86143A	Agilent HP 86142A	Agilent HP 86145A
Standard		High Accuracy	
Benchtop	Portable	Benchtop	Portable

Dynamic Range

In 0.1 nm resolution^{1,14} 1250–1610 nm (chop mode on) ² ±0.5 nm, ±1 nm, ±5 nm 1550 nm at ±0.8 nm (±100 GHz at 1550 nm) ¹⁵ 1550 nm at ±0.5 nm (±62.5 GHz at 1550 nm) 1550 nm at ±0.4 nm (±50 GHz at 1550 nm) 1550 nm at ±0.2 nm (±25 GHz at 1550 nm) ²	–70 dB	
	–60 dB	
	–55 dB	–58 dB
	–52 dB	–55 dB
	–40 dB	

Monochromator Input

Input return loss Straight connector (9/125 μm) ¹⁶	>35 dB
---	--------

Sweep

Max. sweep rate²	40 nm/50 ms
Max. sampling rate in zero span²	50 μs/trace point
Sweep cycle time²	
50 nm span auto zero off	<180 ms
50 nm span	<340 ms
100 nm span	<400 ms
500 nm span	<650 ms
ADC trigger accuracy²	
Jitter (distributed uniformly)	<±0.5 μs
Trigger delay range	2 μs–6.5 ms

Pulse Mode Accuracy

Turn on (≥2 μs after rising edge) ²	<± 0.2 dB (starting from dark)	
Turn off (≥10 μs after falling edge)	<±0.2 dB ²	<±0.2 dB (30 dB extinction)

Computer Interfacing

Remote control		
Compatibility	IEEE-488-1, IEEE-488.2 (100%)	
Interfaces	GPIB, Parallel Printer Port, External VGA Monitor, Keyboard (PS/2) and Mouse	
Floppy Disk	3.5" 1.44MB, MS-DOS [®]	
Data export	Spreadsheet and Word Processor Compatible (CSV ASCII)	
Graphics export	CGM	
Instrument drivers	Universal Instrument Drivers (PNP), Compatible with VEE, Labview [®] , Visual Basic and C++	

MS-DOS is a U.S. registered trademark of Microsoft Corporation.

Labview is a U.S. registered trademark of National Instruments.

Benchtop OSA Agilent 86140A/86142	Portable OSA Agilent 86143A/86145A
--	---

General Specifications

Dimensions	222 high x 425 wide x 427 mm long	163 high x 325 wide x 427 mm long
Weight	16.5 Kg	14.5 Kg
Environmental Temperature ¹⁷ Humidity EMI	Operating 0°C to 55°C, Storage –40°C to 70°C Operating <95% RH, Storage Noncondensing Conducted and radiated interference is in compliance with CISPR pub11, IEC 801-3, IEC 801-4 and IEC555-2	
Power Requirements Voltage and frequency Maximum power consumption	90 Vac to 260 Vac, 44 to 444 Hz 230 W	

Option 004/005 EELED Sources

Minimum spectral power density ¹⁸ 1540 to 1560 nm (Option 005) 1470 to 1620 nm (Option 005) ² 1300 to 1320 nm, 1540 to 1560 nm (Option 004) 1250 to 1620 nm (Option 004) ²	>–40 dBm/nm 100 nW/nm >–60 dBm/nm 1 nW/nm >–40 dBm/nm 100 nW/nm >–60 dBm/nm 1 nW/nm	
Return loss ² With straight connector	>25 dB	
Stability (ambient temp. <±1°C) ² Over 15 minutes Over 6 hours	<±0.02 dB <±0.05 dB	

¹ With applied input fiber 9/125 µm

² Characteristic

³ Temperature range 20 to 30°C

⁴ Resolution of 10 nm is available in first order only

⁵ Sensitivity is defined as signal value >6 x RMS noise value.

⁶ Temperature range 0 to 30°C.

⁷ Second order

⁸ Resolution bandwidth setting <channel spacing.

⁹ For resolution ≥0.1 nm

¹⁰ Excluding amplitude errors at low power levels due to noise

¹¹ Between 1350 nm and 1420 nm absorption of light by atmospheric moisture affects flatness.

¹² For resolution ≥0.2 nm

¹³ At room temperature

¹⁴ Excluding multiple order grating response

¹⁵ Average of all states of polarization.

¹⁶ Depends on the quality of the attached connector

¹⁷ Floppy disk and printer operating temperature range 0 to 45°C.

¹⁸ Temperature range 0 to 45°C

Options and Accessories



Benchtop OSA Agilent 86140A/86142A	Portable OSA Agilent 86143A/86145A
---------------------------------------	---------------------------------------

Options (available on new instruments only)

Built-in 1310 & 1550 nm EELED Source	Opt. 004	—
Built-in 1550 nm EELED Source Opt. 005	—	
Wavelength Calibrator	Opt. 006	Opt. 006
Passive Component Test Application	Included	Included
Alternative Connector Interface FC/PC	Standard	Standard
HMS-10	Opt. 011	Opt. 011
DIN	Opt. 013	Opt. 013
ST	Opt. 014	Opt. 014
SC	Opt. 017	Opt. 017
Multimode Fiber Input ¹⁹	Opt. 025 (Agilent 86140A)	Opt. 025 (Agilent 86143A)
Certificate of Calibration	Included	Included

¹⁹ 50 µm multimode input available on Agilent 86140A and 86143A OSAs only.

Wavelength Calibrator Option 006

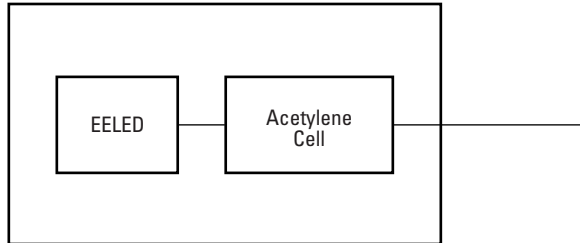


Figure 1. Wavelength calibrator block diagram

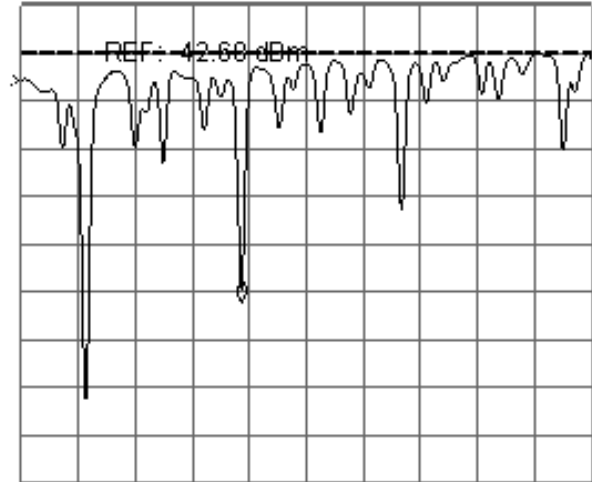


Figure 2. Wavelength calibrator absorption spectrum

The wavelength calibrator option provides an onboard wavelength reference that can be used to automatically calibrate the optical spectrum analyzer. The calibrator is based on an EELED and an Acetylene gas absorption cell, Figure 1. The Acetylene absorbs light at very specific wavelengths based on the molecular properties of gas. The cell is illuminated by an EELED and the OSA uses the absorption pits to perform a wavelength calibration, Figure 2. Since the absorption of the Acetylene gas is a physical constant it never needs calibrating.

The wavelength calibrator enhances the OSA to achieve better than ± 50 pm wavelength accuracy and removes the need to use a tunable laser source and multi-wavelength meter as an external reference.

Benchtop OSA Agilent 86140A/86142A	Portable OSA Agilent 86143A/86145A
--	--

Additional Parts and Accessories

Printer Paper (5 rolls / box)	9270-1370	9270-1370
Additional Connector Interfaces	See Agilent 81000 series	See Agilent 81000 series
101/102 Keyboard (OSA requires US layout)	C4735A	C4735A
PS/2 Style Mouse	C3751B	C3751B
External 10 dB Attenuator (FC/PC)	Opt. 030	Opt. 030
Rack-mount Flange Kit	Opt. AX4	N/A
Transit Case	9211-2657	9211-5604
Soft Carrying Case	N/A	Opt. 042
BenchLink Lightwave Software ²⁰	Standard	Standard

²⁰ Agilent N1031A BenchLink Lightwave allows transfer of measurement results over an GPIB Interface to a PC for the purposes of archiving, printing and further analysis.

Literature Reference

Brochure (Agilent literature # 5968-1123E)

Agilent 86140 Series Optical Spectrum Analysis Remote Programming. Agilent product note (Agilent literature # 5968-1548E)

Agilent Lightwave Catalog

Definition of Terms

Wavelength

- Absolute Accuracy (after user cal) refers to the wavelength accuracy after the user has performed the internal wavelength calibration using a source of known wavelength.
- Reproducibility refers to the amount of wavelength drift which can occur over the specified time while the OSA is swept across a source of known wavelength.
- Tuning Repeatability refers to the wavelength accuracy of returning to a wavelength after having tuned to a different wavelength.

Resolution

- FWHM refers to the Full-Width-Half-Maximum resolutions that are available. This indicates the width at half power level of the signal after passing through the resolution slits.

Amplitude

- Scale Fidelity refers to the potential errors in amplitude readout at amplitudes other than at the calibration point. This specification is sometimes called linearity.
- Flatness defines a floating band which describes the error in signal amplitude over the indicated wavelength range. (This error may be removed at a given wavelength by performing the user amplitude calibration.)
- Polarization Dependence refers to the amplitude change that can be seen by varying the polarization of the light entering the OSA. This is not to be confused with amplitude variations caused by the varying distribution of energy between the different modes in fiber that are multimode at the wavelength of interest.

Sensitivity

- Sensitivity is defined as the signal level that is equal to six times the RMS value of the noise. Displayed sensitivity values are nominal. Slightly lower values may have to be entered to achieve specified sensitivity.

Dynamic Range

- Dynamic Range is a measure of the ability to see low-level signals that are located very close (in wavelength) to a stronger signal. In electrical spectrum analyzers, this characteristic is generally called shape factor.

Sweep Time

- Maximum Sweep Rate refers to the maximum rate that the instrument is able to acquire data and display it. This rate may be limited by multiple internal processes.
- Sweep Cycle Time refers to the time required to make a complete sweep and prepare for the next sweep. It can be measured as the time from the start of one sweep to the start of the next sweep.

For more information about Agilent Technologies test and measurement products, applications, services, and for a current sales office listing, visit our web site,

<http://www.agilent.com/comms/lightwave>

You can also contact one of the following centers and ask for a test and measurement sales representative.

United States:

Agilent Technologies
Test and Measurement Call Center
P.O. Box 4026
Englewood, CO 80155-4026
(tel) 1 800 452 4844

Canada:

Agilent Technologies Canada Inc.
5150 Spectrum Way
Mississauga, Ontario
L4W 5G1
(tel) 1 877 894 4414

Europe:

Agilent Technologies
Test & Measurement
European Marketing Organisation
P.O. Box 999
1180 AZ Amstelveen
The Netherlands
(tel) (31 20) 547 9999

Japan:

Agilent Technologies Japan Ltd.
Measurement Assistance Center
9-1, Takakura-Cho, Hachioji-Shi,
Tokyo 192-8510, Japan
(tel) (81) 426 56 7832
(fax) (81) 426 56 7840

Latin America:

Agilent Technologies
Latin American Region Headquarters
5200 Blue Lagoon Drive, Suite #950
Miami, Florida 33126, U.S.A.
(tel) (305) 267 4245
(fax) (305) 267 4286

Australia/New Zealand:

Agilent Technologies Australia Pty Ltd
347 Burwood Highway
Forest Hill, Victoria 3131, Australia
(tel) 1-800 629 485 (Australia)
(fax) (61 3) 9272 0749
(tel) 0 800 738 378 (New Zealand)
(fax) (64 4) 802 6881

Asia Pacific:

Agilent Technologies
24/F, Cityplaza One, 1111 King's Road,
Taikoo Shing, Hong Kong
(tel) (852) 3197 7777
(fax) (852) 2506 9284

Technical data subject to change
Copyright © 1999
Agilent Technologies
Printed in U.S.A. 12/99
5968-1124E



Agilent Technologies
Innovating the HP Way