

# Operating and Service Manual

---

## 85131E/F 3.5 mm to 3.5 mm Test Port Return Cables



**Agilent Technologies**

Part Number 85131-90009

Printed in USA July 2004



85131-90009

© Agilent Technologies, Inc. 1995, 2004

---

## **Hewlett-Packard to Agilent Technologies Transition**

This documentation supports a product that previously shipped under the Hewlett-Packard company brand name. The brand name has now been changed to Agilent Technologies. The two products are functionally identical, only our name has changed. The document still includes references to Hewlett-Packard products, some of which have been transitioned to Agilent Technologies.

---

## **Documentation Warranty**

THE MATERIAL CONTAINED IN THIS DOCUMENT IS PROVIDED "AS IS," AND IS SUBJECT TO BEING CHANGED, WITHOUT NOTICE, IN FUTURE EDITIONS. FURTHER, TO THE MAXIMUM EXTENT PERMITTED BY APPLICABLE LAW, AGILENT DISCLAIMS ALL WARRANTIES, EITHER EXPRESS OR IMPLIED WITH REGARD TO THIS MANUAL AND ANY INFORMATION CONTAINED HEREIN, INCLUDING BUT NOT LIMITED TO THE IMPLIED WARRANTIES OF MERCHANTABILITY AND FITNESS FOR A PARTICULAR PURPOSE. AGILENT SHALL NOT BE LIABLE FOR ERRORS OR FOR INCIDENTAL OR CONSEQUENTIAL DAMAGES IN CONNECTION WITH THE FURNISHING, USE, OR PERFORMANCE OF THIS DOCUMENT OR ANY INFORMATION CONTAINED HEREIN. SHOULD AGILENT AND THE USER HAVE A SEPARATE WRITTEN AGREEMENT WITH WARRANTY TERMS COVERING THE MATERIAL IN THIS DOCUMENT THAT CONFLICT WITH THESE TERMS, THE WARRANTY TERMS IN THE SEPARATE AGREEMENT WILL CONTROL.

---

## **DFARS/Restricted Rights Notice**

If software is for use in the performance of a U.S. Government prime contract or subcontract, Software is delivered and licensed as "Commercial computer software" as defined in DFAR 252.227-7014 (June 1995), or as a "commercial item" as defined in FAR 2.101(a) or as "Restricted computer software" as defined in FAR 52.227-19 (June 1987) or any equivalent agency regulation or contract clause. Use, duplication or disclosure of Software is subject to Agilent Technologies' standard commercial license terms, and non-DOD Departments and Agencies of the U.S. Government will receive no greater than Restricted Rights as defined in FAR 52.227-19(c)(1-2) (June 1987). U.S. Government users will receive no greater than Limited Rights as defined in FAR 52.227-14 (June 1987) or DFAR 252.227-7015 (b)(2) (November 1995), as applicable in any technical data.

# HP 85131E/F Return Cables

---

## GENERAL INFORMATION

To obtain optimum performance from this cable set, observe these simple precautions:

- Make connections carefully to avoid misalignment and connector damage, which will result in inaccurate measurements.
- Keep the connectors free of dirt and any particles.
- When you clean the connectors, try clean compressed air first. Do not use abrasives. Apply Freon TF to a clean foam swab. Hold the connector to be cleaned pointing down while wiping the connector so the Freon TF does not seep into the connector. Never spray the Freon TF into the connectors.
- For more information, refer to the Microwave Connector Care manual.

## DESCRIPTION

Both the HP 85131E and HP 85131F are test port return cables designed specifically for the 3.5 mm test sets of the HP 8510 network analyzer system. All cables have a "NMD-3.5 (f)" connector on the test set end and a male or slotless female 3.5 mm connector on the Device Under Test (DUT) end.

The HP 85131E consists of a single cable, 96.5 cm (38 inches) long, fitted with a 3.5 mm slotless female connector on the DUT end and a NMD-3.5 (f) connector on the test set end. This cable is used primarily with Reflection/Transmission test sets.

The HP 85131F consists of two cables, each 62.2 cm (24.5 inches) long. The 85131-60012 cable has a 3.5 mm male connector on the DUT end and a NMD-3.5 (f) connector on the test set end. The 85131-60013 cable has a slotless 3.5 mm female connector on the DUT end and a NMD-3.5 (f) connector on the test set end. Any of these two individual cables can be used to make a set. These cables are primarily used with full S-parameter test sets.

## SMA CONNECTOR COMPATABILITY

SMA connectors will mate with precision 3.5 mm connectors. The tolerances for SMA connectors are less stringent than the tolerances for precision 3.5 mm connectors. So if an SMA connector is to be mated to a 3.5 mm connector, gage the SMA connector to make sure that it will not damage the 3.5 mm connector. Also, use only a 5 lb-in (60 N-cm) torque wrench to tighten any connection involving an SMA connector. Please refer to your Microwave Connector Care manual for specifics on SMA/precision 3.5 mm tolerances.

## SPECIFICATIONS

Hewlett-Packard guarantees that the performance of your cables will equal or exceed the following specifications, at frequencies  $\leq 26.5$  GHz:

SWR	$\leq 1.38$ (15.94 dB return loss)	where f is in GHz
Insertion Loss <sub>(in dB)</sub>	$\leq [0.35\sqrt{f} + 0.3]$ HP 85131E $\leq [0.25\sqrt{f} + 0.2]$ HP 85131F	

Recession of center conductor shoulder behind outer conductor mating plane, of 3.5 mm connector.

NMD-3.5 mm	0.005 to 0.056 mm (0.0002 to 0.0022 inch)
precision 3.5 mm male/female	0.0025 to 0.013 mm (0.001 to 0.0005 inch)

**Protrusion is never allowable** on any 3.5 mm connector.

## SUPPLEMENTAL PERFORMANCE DATA

The following data gives further information about the typical performance of HP 85131E/F cables.

Magnitude stability (dB)	$\leq 0.22$ dB change, HP 85131E	where f is in GHz
and Phase stability (degrees)	$\leq 0.12$ dB change, HP 85131F	
with a 90 degree 3 inch bend	$\leq 0.16 (f) + 0.8$ , HP 85131E	
radius	$\leq 0.13 (f) + 0.5$ , HP 85131F	

Electrical length of the HP 85131E cable is approximately 1.150m, while it is approximately 0.74m for the HP 85131F cable.

## PERFORMANCE TESTS

Using an HP 8510 Network Analyzer perform the following tests upon your cables as soon as you receive them, and periodically repeat the tests to determine if their performance is still satisfactory or if the cables need to be replaced.

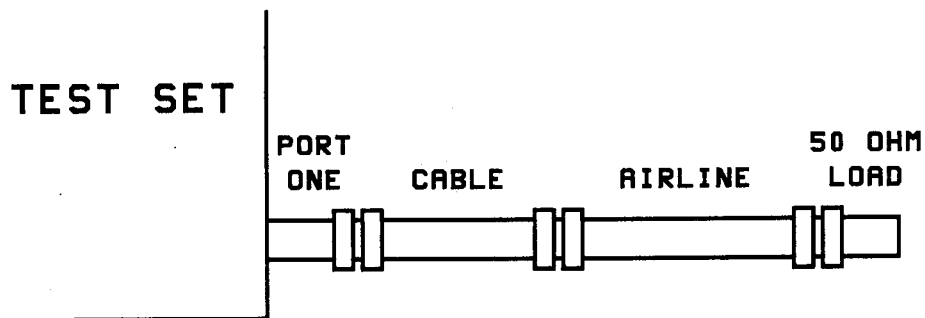


Figure 1. Return Loss set-up

**Return loss** is measured by connecting a 50-ohm fixed load termination through a 7.5 cm airline to the test cable, then attaching the cable to port one of the test set (see *Figure 1*).

The effects of an imperfect load may be gated out using the HP 8510 time domain option as follows:

1. Press **[INSTR PRESET]**, the HP 8510 will be set to a predetermined state.
2. Under STIMULUS, press **[START] [4] [5] [M/μ]**, this sets the start frequency to 45 MHz.
3. Under STIMULUS, press **[STOP] [2] [6] [.] [5] [G/n]**, this sets the stop frequency to 26.5 GHz.
4. Perform a 3.5 mm one port S11 calibration with 32 averaging at port one of your test set, as described in the Operating and Programming manual. Save the calibration.
5. Under MENUS, press **[DOMAIN]**. This brings up a set of time domain and frequency functions to the softkeys. Select **[TIME BANDPASS]**. This puts you in time domain mode.
6. Under STIMULUS, press **[START] [-] [.] [0] [5] [G/n]**. This sets the start time of the sweep to  $-.05$  nano-seconds.
7. Under STIMULUS, press **[STOP] [6] [.] [5] [G/n]** (for the 85131F cables) or **[STOP] [9] [.] [5] [G/n]** (for the 85131E cables). This sets the stop time of the sweep to either 6.5 or 9.5 nano-seconds, respectively.
8. Under RESPONSE, press **[AUTO]**. This brings the trace on screen.
9. Under the softkey functions, press **[SPECIFY GATE]**. A new menu should appear that will allow you to press **[STOP]** softkey.
10. Using the RPG, adjust the stop gate to the center of the airline (see *Figure 2*).
11. Under the softkey functions press **[GATE ON]**. The HP 8510 will now compute the gate coefficients to gate out everything but the cable.
12. Press the **[PRIOR MENU]** button just to the right of the softkeys and a new menu should appear that will allow you to press **[FREQUENCY]** softkey.

13. Under RESPONSE, press [MENU]. This brings up a set of functions to the softkeys. Select [SMOOTHING ON] [2] [x1].
14. Under MENUS, press [MARKER]. This brings up a set of functions to the softkeys. Select [MORE] [MAXIMUM] softkeys.
15. You can now read the return loss value from the screen marker value.

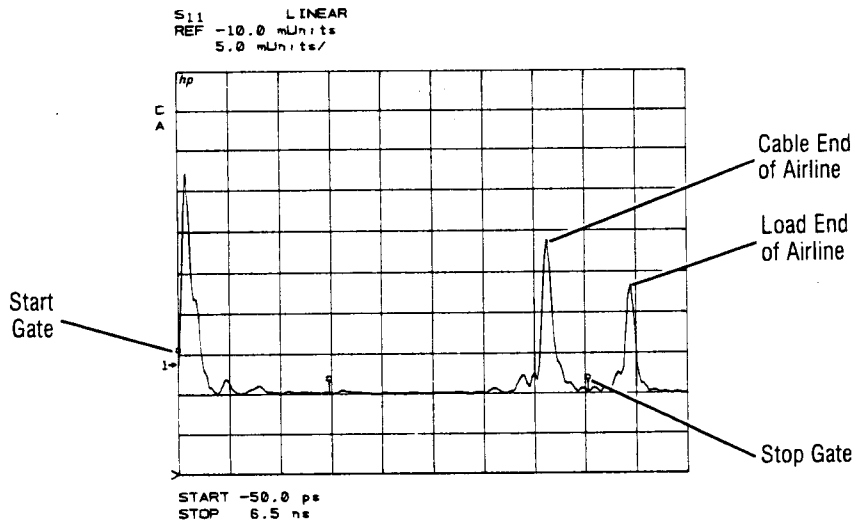


Figure 2. Location of Gates and Airline

**Insertion loss** is measured by terminating the cable with a short and then measuring return loss. Measure with the one port calibration, made in step 4 of the above procedure, turned on. The values shown on the CRT represent an out-and-back path for the signal, which is twice the insertion loss for the cable. Therefore, it is necessary to divide your worst case insertion loss by 2 before comparing it to the specifications in the beginning of this manual (see Figure 3).

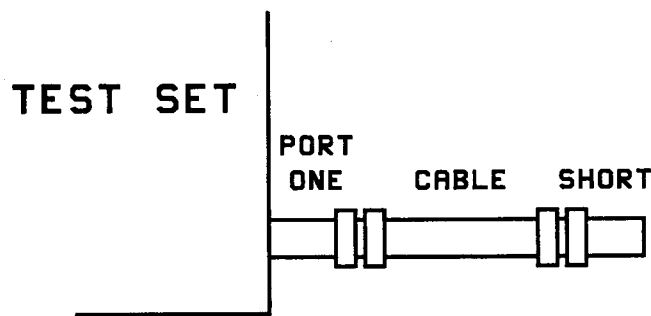


Figure 3. Insertion Loss set-up

## REPLACEABLE PARTS

The following parts are replaceable on your HP 85131E/F cables.

A single HP 85131F Cable	
NMD-3.5mm to Male 3.5mm .....	85131-60012
NMD-3.5mm to Female 3.5mm .....	85131-60013

## EQUIPMENT AND SUPPLIES

The following equipment and supplies are required for the maintenance and use of, but are not supplied with, your HP 85131E/F cables.

3.5mm gage kit .....	85052-80010
Microwave Connector Care Manual .....	08510-90064
Male 50-ohm fixed load .....	85052-60010
termination	
Female 50-ohm fixed load .....	85052-60011
termination	
7.5cm airline .....	85053-60005
Male short .....	85052-60006
Female short .....	85052-60007
Connector cleaning kit .....	92193Z
3.5mm torque wrench .....	8710-1765
Spanner wrench .....	08513-20014





# Contacting Agilent

<b>Online assistance:</b> <a href="http://www.agilent.com/find/assist">www.agilent.com/find/assist</a>			
<b>Americas</b>			
<b>Brazil</b> (tel) (+55) 11 4197 3700 (fax) (+55) 11 4197 3800	<b>Canada</b> (tel) 888 447 7378	<b>Mexico</b> (tel) 1 800 734 7703 (fax) 1 800 734 7704	<b>United States</b> (tel) 800 829 4444 (alt) (+1) 303 662 3998 (fax) 800 829 4433
<b>Asia Pacific and Japan</b>			
<b>Australia</b> (tel) 1 800 225 574 (alt) 1 800 893 449 (fax) 1 800 681 776 (fax) 1 800 225 539	<b>China</b> (tel) 800 810 0508 (alt) 800 810 0510 (fax) 800 810 0507 (fax) 800 810 0362	<b>Hong Kong</b> (tel) 800 933 229 (fax) 800 900 701	<b>India</b> (tel) 1600 112 929 (alt) 1600 112 626 (fax) 1600 112 727 (fax) 1600 113 040
<b>Japan (Bench)</b> (tel) 0120 32 0119 (alt) (+81) 426 56 7799 (fax) 0120 01 2144	<b>Japan (On-Site)</b> (tel) 0120 802 363 (alt) (+81) 426 56 7498 (fax) (+81) 426 60 8953	<b>Singapore</b> (tel) 1 800 275 0880 (fax) (+65) 6836 0240 (fax) (+65) 6755 1235 (fax) (+65) 6755 1214	<b>South Korea</b> (tel) 080 770 7774 (tel) 080 778 0011 (tel) 080 778 0012 (alt) +65 270 1207 (fax) 080 778 0013 (fax) +82 080 778-0014 (fax) 080 770 7778
<b>Taiwan</b> (tel) 0800 047 661 (tel) 0800 047 669 (fax) 0800 047 667	<b>Thailand</b> (tel) 1 800 2758 5822 (alt) (+66) 259 3442 (fax) 1 800 656 336	<b>Malaysia</b> (tel) 1800 880 399 (fax) 1800 801 054	
<b>Europe</b>			
<b>Austria</b> (tel) 0820 87 44 11* (fax) 0820 87 44 22	<b>Belgium</b> (tel) (+32) (0)2 404 9340 (alt) (+32) (0)2 404 9000 (fax) (+32) (0)2 404 9395	<b>Denmark</b> (tel) (+45) 7013 1515 (alt) (+45) 7013 7313 (fax) (+45) 7013 1555	<b>Finland</b> (tel) (+358) 10 855 2100 (fax) (+358) 10 855 2923
<b>France</b> (tel) 0825 010 700* (alt) (+33) (0)1 6453 5623 (fax) 0825 010 701*	<b>Germany</b> (tel) 01805 24 6333* (alt) 01805 24 6330* (fax) 01805 24 6336*	<b>Ireland</b> (tel) (+353) (0)1 890 924 204 (alt) (+353) (0)1 890 924 206 (fax) (+353) (0)1 890 924 024	<b>Israel</b> (tel) (+972) 3 9288 500 (fax) (+972) 3 9288 501
<b>Italy</b> (tel) (+39) (0)2 9260 8484 (fax) (+39) (0)2 9544 1175	<b>Luxemburg</b> (tel) (+32) (0)2 404 9340 (alt) (+32) (0)2 404 9000 (fax) (+32) (0)2 404 9395	<b>Netherlands</b> (tel) (+31) (0)20 547 2111 (alt) (+31) (0)20 547 2000 (fax) (+31) (0)20 547 2190	<b>Russia</b> (tel) (+7) 095 797 3963 (alt) (+7) 095 797 3900 (fax) (+7) 095 797 3901
<b>Spain</b> (tel) (+34) 91 631 3300 (alt) (+34) 91 631 3000 (fax) (+34) 91 631 3301	<b>Sweden</b> (tel) 0200 88 22 55* (alt) (+46) (0)8 5064 8686 (fax) 020 120 2266*	<b>Switzerland (French)</b> (tel) 0800 80 5353 opt. 2* (alt) (+33) (0)1 6453 5623 (fax) (+41) (0)22 567 5313	<b>Switzerland (German)</b> (tel) 0800 80 5353 opt. 1* (alt) (+49) (0)7031 464 6333 (fax) (+41) (0)1 272 7373
<b>Switzerland (Italian)</b> (tel) 0800 80 5353 opt. 3* (alt) (+39) (0)2 9260 8484 (fax) (+41) (0)22 567 5314	<b>United Kingdom</b> (tel) (+44) (0)7004 666666 (alt) (+44) (0)7004 123123 (fax) (+44) (0)7004 444555		
(tel) = primary telephone number; (alt) = alternate telephone number; (fax) = FAX number; * = in country number			



85131-90009