


N2820A/21A High-Sensitivity, High Dynamic Range Current Probes

Data Sheet



See the details without losing sight of the big picture

Anticipate —Accelerate —Achieve



Agilent Technologies

Key features and specifications

- Measure currents as low as 50 μ A
- Measure currents as high as 5 A
- Measure AC and DC
- Bandwidth
 - 3 MHz - Zoom-Out Channel
 - 500 kHz - Zoom-In Channel
- 2-channel vertical zoom mode enables accurate peak and idle current measurements
- New oscilloscope measurement – current consumption over time (Charge)
- AutoProbe interface driving 1 M Ω input to oscilloscope
- Wide dynamic range – > 20,000:1 or 86 dB
- Probe accessories included with the probe or available separately: interchangeable Rsense heads (20 m Ω , 100 m Ω , and user-defined), MBB receptacles, headers, and hook-up wire

Industry's highest sensitivity, highest dynamic range AC/DC current probes

As modern battery-powered devices and integrated circuits become more 'green' and energy efficient, there is a growing need to make low level, wide dynamic range current measurements to ensure the current consumption of these devices is within acceptable limits.

The new N2820A Series high-sensitivity current probes address the need for high-sensitivity current measurements with a wide dynamic range. These probes also offer the advantage of physically small connections to the DUT because today's application environments require an extremely small form factor. The N2820A Series probes have higher sensitivity – up to 200X greater than existing clamp-on current probes with sub-milliamphere low level sensitivity.



Figure 1. Agilent's ultra sensitive N2820A/N2821A current probes (with resolution as low as 50 μ A) excel at measuring for small current levels typically found in battery powered devices.

See the details without losing sight of the big picture

This N2820A current probe comes with two parallel amplifiers possessing different gain settings. The low gain side allows you to see the entire waveform (or the “zoomed out” view) of the waveform, and the high gain


amplifier provides a “zoomed in” view for observing extremely small current fluctuations such as a mobile device’s idle state.

The precision sense resistor is positioned in the interchangeable Rsense head that is plugged into the probe

body. The probe body is also where the differential amplifier is located. On the “user-defined” sense head, there is no resistor, which allows the probe to be used with the user’s sense resistor on the target. The user will need to enter the sense resistor value into the scope.


- 500 mW
- 250 μ A - 5 A
- \pm 1% tolerance
- For smaller voltage drop or lower burden on your circuit
- Order N2822A for replacement head

20 m Ω



- 500 mW
- 50 μ A - 2.2 A
- \pm 1% tolerance
- For higher sensitivity, bandwidth and lower noise
- Order N2824A for replacement head

100 m Ω



- Use your own sense R on your target
- Choose between 1 m Ω to 1 M Ω
- Check the resistor power rating ($P = I^2R$)
- Order N2825A for replacement head

User-defined




Figure 2. Types of sense resistor heads.

The supplied Make-Before-Break (MBB) connectors allow you to quickly probe multiple locations on your DUT without having to solder or unsolder the leads. The MBB header may be mounted on the user’s target board. It fits into standard 0.1” spacing for 0.025” square pins. Users should plan their PCB layouts accordingly. The MBB can be used with all sense resistor probe heads including the user-defined probe head. The MBBs are a great way to easily connect and disconnect across multiple locations on the target board without interrupting the circuit under test.




Figure 3. Probing with the MBB connector.

Two channel vs. one channel

Agilent offers two current probe models in the N2820A Series: N2820A two-channel and N2821A one-channel. The N2821A looks identical to the N2820A probe but does not include the secondary cable that is shown in Figure 4. The N2820A probe connects to two oscilloscope channels to provide simultaneous low and high gain views for wider dynamic range measurement, while the N2821A probe provides one user-selectable view at a time.




Figure 4. The N2820A 2-channel high-sensitivity current probe. The N2821A does not include the secondary cable.

Current consumption over time measurement

With current waveforms captured, you now want to calculate the average current consumption of the system over time. Agilent's Infiniium oscilloscopes provide an area under the curve measurement (Charge) where you can easily calculate the integrated current consumptions over time.

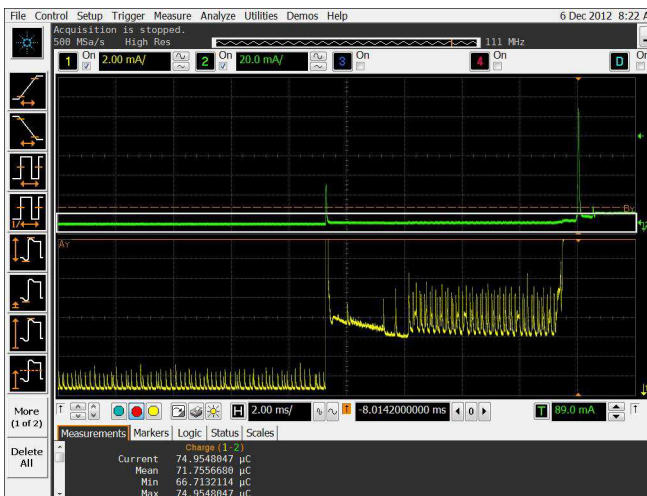


Figure 5. Infiniium oscilloscope coupled with the N2820A current probe provides the area under the curve measurement for accurate current consumption measurement.

Oscilloscope compatibility

The N2820A and N2821A current probes are compatible with Agilent oscilloscopes shown in the characteristics table. The N2820A Series current probes, together with

Agilent's Infiniium 9000 H-Series high-definition oscilloscopes, deliver the ultimate high definition measurement solution, letting users view and resolve small current details not traditionally seen on 8-bit oscilloscopes.

Probe characteristics

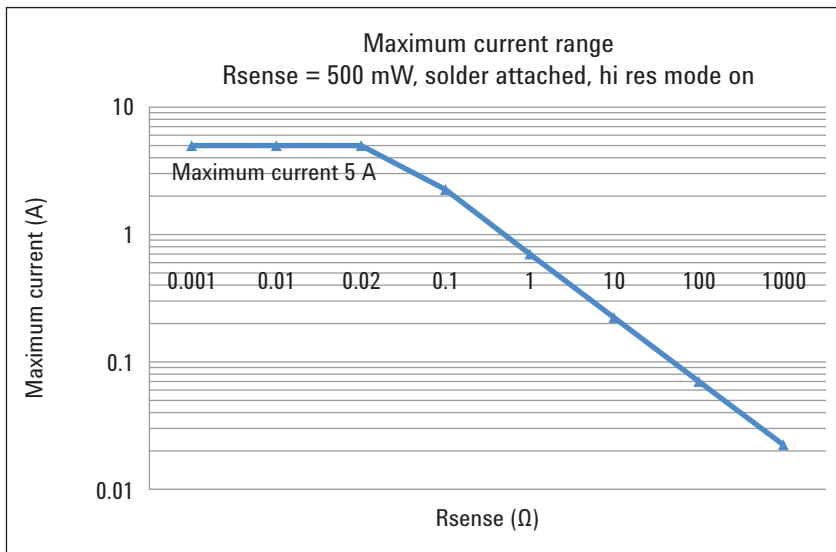
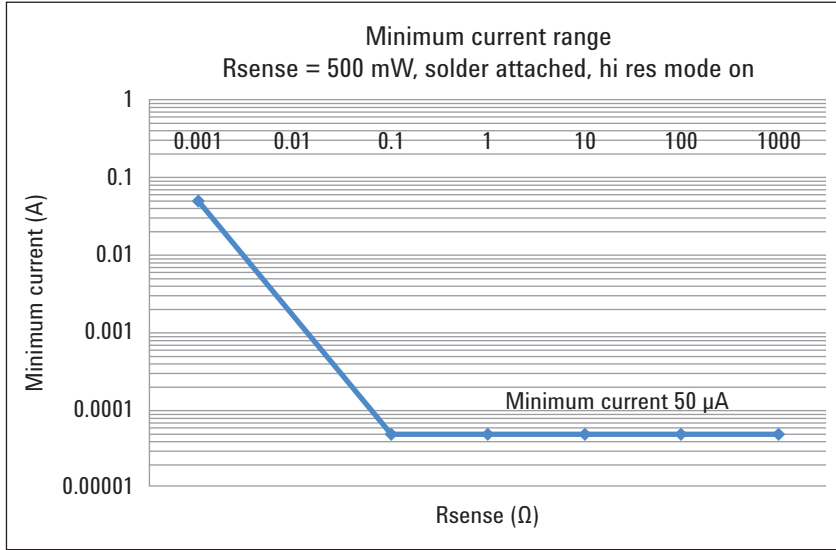
Bandwidth (–3 dB)	Zoom-in channel: DC to 3 MHz Zoom-out channel: DC to 500 kHz
Risetime ($T_r = 0.35/\text{bandwidth}$, 10% - 90%)	Zoom-in channel: < 0.116 μsec Zoom-out channel: < 0.7 μsec
Minimum measurable current*	250 μA (with N2822A 20 m Ω , 500 mW) 50 μA (with N2824A 100 m Ω , 500 mW) 5 mA (with N2825A user-defined 1 m Ω , 500 mW) 50 μA (with N2825A user-defined 1 k Ω , 500 mW)
Maximum measurable current	5 A (with N2822A 20 m Ω , 500 mW) 2.2 A (with N2824A 100 m Ω , 500 mW) 5 A** (with N2825A user-defined 1 m Ω , 500 mW) 22 mA** (with N2825A user-defined 1 k Ω , 500 mW)
Output voltage rate	Zoom-in channel: 6 V/A (with N2822A 20 m Ω) 30 V/A (with N2824A 100 m Ω) Zoom-out channel: 0.04 V/A (with N2822A 20 m Ω) 0.6 V/A (with N2824A 100 m Ω)
Amplitude accuracy	$\pm 3\%$ or 10 μA (whichever is greater)
Max input voltage	$\pm 12\text{ V}$
Burden voltage (voltage drop on Rsense)	Measured current * Rsense
Dynamic range	20,000:1, 86 dB (N2820A) 1,000:1, 60 dB (N2821A)
Output impedance	1 M Ω
Noise	150 μA (with N2822A 20 m Ω , hi res mode on)*** 240 μA (with N2822A 20 m Ω , hi res mode off) 30 μA (with N2824A 100 m Ω , hi res mode on)*** 50 μA (with N2824A 100 m Ω , hi res mode off)
Sensor resistor accuracy	$\pm 1\%$ (N2822A, N2824A)
Sensor resistor power rating	500 mW (N2822A, N2824A)
Temperature coefficient of sensor resistor	< 20 ppm/ $^{\circ}\text{C}$
Cable lengths	Sensor leads: 16 cm Probe cable: 1.2 m
Temperature	Operating: 0 to +40 $^{\circ}\text{C}$ Non-operating: –40 to +70 $^{\circ}\text{C}$
Humidity	Operating: tested at 95% RH @ +40 $^{\circ}\text{C}$ Non-operating: tested at 90% RH, +65 $^{\circ}\text{C}$
ESD	8 kV HBM
Standard accessories	<ul style="list-style-type: none"> • 1 each 20 mΩ resistor sensor head • 1 each 100 mΩ resistor sensor head • 1 each user defined resistor sensor head • 5 each twisted leads (22 AWG) with sockets • 5 each twisted leads (22 AWG) without sockets • 5 each MBB headers • 5 each MBB receptacles • 1 each ground lead • 1 each screw driver • 1 each passive cable (with N2820A only) • 1 each user guide manual (English)
Compatible oscilloscopes	<ul style="list-style-type: none"> • InfiniiVision 3000 X-Series (with software version 2.30 or higher) • InfiniiVision 4000 X-Series (with software version 3.10 or higher) • Infiniium 9000A, 9000 H-, 90000 X-, and 90000 Q-Series (with software version 4.20 or higher)****

* V_{supply} is equal to 5 V, solder attached.

** Max current varies with max resistor power rating. The examples in the table assume 500 mW power rating.

*** With scope with high resolution mode on, sampling rate < 2.5 MSa/s, 20 MHz low pass filter on.

**** Infiniium 9000A Series is not compatible with N2820A/21A current probe. The 90000 X-/Q-Series scopes require the N5449A high impedance adapter to use the N2820A/21A current probes.



Product configuration

Model numbers	Descriptions
N2820A	High-sensitivity 2-ch current probe
N2821A	High-sensitivity 1-ch current probe
Replacement part numbers	
N2822A	20 mΩ resistor tips
N2824A	100 mΩ resistor tips
N2825A	User-defined resistor tips
N2826A	Replacement wires (qty 5)
N2827A	Passive cable (for N2820A secondary channel)
N2828A	Replacement MBB (Make Before Break) headers (qty 5)
N2829A	Replacement MBB (Make Before Break) receptacles (qty 5)
Other recommended accessories	
E2655C	Performance verification and deskew fixture
N2787A	3D probe positioner
N5449A	High impedance probe adapter for use with Infiniium 90000X/Q Series



myAgilent

www.agilent.com/find/myagilent

A personalized view into the information most relevant to you.



www.axistandard.org

AdvancedTCA® Extensions for Instrumentation and Test (AXIe) is an open standard that extends the AdvancedTCA for general purpose and semiconductor test. Agilent is a founding member of the AXIe consortium.



www.lxistandard.org

LAN eXtensions for Instruments puts the power of Ethernet and the Web inside your test systems. Agilent is a founding member of the LXI consortium.



www.pxisa.org

PCI eXtensions for Instrumentation (PXI) modular instrumentation delivers a rugged, PC-based high-performance measurement and automation system.

Agilent Channel Partners

www.agilent.com/find/channelpartners

Get the best of both worlds: Agilent's measurement expertise and product breadth, combined with channel partner convenience.



Agilent Advantage Services is committed to your success throughout your equipment's lifetime. To keep you competitive, we continually invest in tools and processes that speed up calibration and repair and reduce your cost of ownership. You can also use Infoline Web Services to manage equipment and services more effectively. By sharing our measurement and service expertise, we help you create the products that change our world.

www.agilent.com/find/advantageservices



www.agilent.com/quality

www.agilent.com

For more information on Agilent Technologies' products, applications or services, please contact your local Agilent office. The complete list is available at:

www.agilent.com/find/contactus

Americas

Canada	(877) 894 4414
Brazil	(11) 4197 3600
Mexico	01800 5064 800
United States	(800) 829 4444

Asia Pacific

Australia	1 800 629 485
China	800 810 0189
Hong Kong	800 938 693
India	1 800 112 929
Japan	0120 (421) 345
Korea	080 769 0800
Malaysia	1 800 888 848
Singapore	1 800 375 8100
Taiwan	0800 047 866
Other AP Countries	(65) 375 8100

Europe & Middle East

Belgium	32 (0) 2 404 93 40
Denmark	45 45 80 12 15
Finland	358 (0) 10 855 2100
France	0825 010 700*
	*0.125 €/minute
Germany	49 (0) 7031 464 6333
Ireland	1890 924 204
Israel	972-3-9288-504/544
Italy	39 02 92 60 8484
Netherlands	31 (0) 20 547 2111
Spain	34 (91) 631 3300
Sweden	0200-88 22 55
United Kingdom	44 (0) 118 927 6201

For other unlisted countries:

www.agilent.com/find/contactus

Revised: October 11, 2012

Product specifications and descriptions in this document subject to change without notice.

© Agilent Technologies, Inc. 2013
Published in USA, January 4, 2013
5991-1711EN



Agilent Technologies